

SUZUKI

PARTS CATALOGUE

GSX-S150L8

GSX-S150MFL8
GSX-S150MFXL8

(MH8DL22A)



P09

PRODUCED BY PT.SUZUKI INDOMOBIL MOTOR

2017-6

1ST EDITION

PREFACE

When it becomes necessary to replace parts on SUZUKI MOTORCYCLES, always use SUZUKI GENUINE PARTS which have passed a strict inspection which guarantees quality and performance.

This parts catalogue covers the list of all service parts for SUZUKI GSX-S150MFL8, GSX-S150MFXL8.

INSTRUCTIONS FOR QUOTING THE CATALOGUE

1. DIMENSIONS

Dimensions of the parts in this catalogue are indicated in unit millimeters.

2. ABBREVIATIONS

Abbreviations used in this catalogue are as follows:

AR	: As required	NT	: Number of teeth
ASSY	: Assembly	OPT	: Optional
E. NO.	: Engine number	OS	: Over size
F. NO.	: Frame number	STD	: Standard
D	: Diameter of material	T	: Thickness
ID	: Inside diameter	US	: Under size
OD	: Outside diameter	W	: Width
L	: Length		
LH	: Left hand side		
RH	: Right hand side		
~100045	: Up to F. NO. 100045		
100046~	: From F. NO. 100046		
12 x 34 x 5.6.....	Figures in the description column		
	show the dimensions of parts.		
ID OD T(or W, L)			

→12345-56781 (Parts No.) : indicates that the parts number was changed to 12345-56781 and the new parts are interchangeable with the former ones but the former ones are not interchangeable with new ones.

←12345-56781 (Parts No.) : indicates that the former and new parts are interchangeable with each other and both are usable.

3. INNER PARTS OF ASSEMBLY

Part name with a dot (.) in front as shown in the description column indicates the component of the assembly also available individually.

4. MODIFICATION NOTICE

A parts bulletin will be sent to you on all occasions when changes in parts occur, including interchangeable modifications between new parts and old ones.

5. NOTE

5-1. There are some different parts from those of production models among spare parts for the administrative reasons and common use of them with other models.

5-2. In respect of rubber hoses and vinyl tubes, please be sure to use them by cutting off according to the length mentioned on parts catalogue or what is actually required on the vehicle.

5-3. Note that the drawings on the illustration page are for ready reference of spare parts number, not to be used as an assembly manual.
When assembling, use "SUZUKI SERVICE MANUAL".

6. SPECIFICATION CODE

This catalogue contains the parts for the model designed for the following spec. ;
spec. code : P09.

7. SERIAL FRAME NUMBER

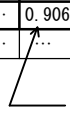
GSX-S150MFL8 : MH8DL22A JJ100001~
GSX-S150MFXL8 : MH8DL22A JJ100001~

MILLIMETER → INCH CONVERSION CHART

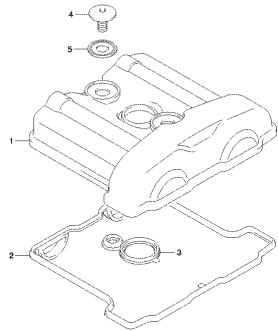
	0	1	2	3	4	5	6	7	8	9
00	.000	.039	.079	.118	.157	.197	.236	.276	.315	.354
10	.394	.433	.472	.512	.551	.591	.630	.669	.709	.748
20	.787	.827	.866	.906	.945	.984	1.024	1.063	1.102	1.142
30	1.181	1.220	1.260	1.299	1.339	1.378	1.417	1.457	1.496	1.535
40	1.575	1.614	1.654	1.693	1.732	1.772	1.811	1.850	1.890	1.929
50	1.969	2.008	2.047	2.087	2.126	2.165	2.205	2.214	2.283	2.323
60	2.362	2.402	2.441	2.480	2.520	2.559	2.598	2.638	2.677	2.717
70	2.756	2.795	2.835	2.874	2.913	2.953	2.992	3.031	3.071	3.110
80	3.150	3.189	3.228	3.268	3.307	3.346	3.386	3.425	3.465	3.504
90	3.543	3.583	3.622	3.661	3.701	3.740	3.780	3.819	3.858	3.898

How to read

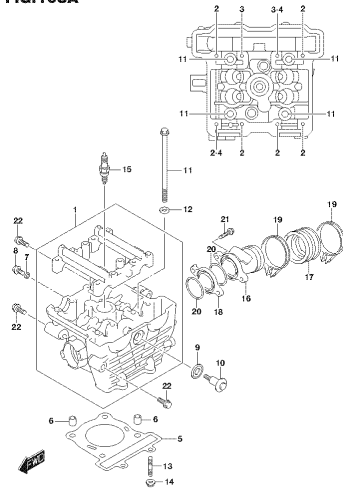
	0	1	2	3	4
00
10
20	0.906	...
30


 23 millimeters equal 0.906 inch

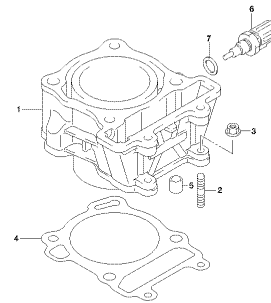
Contents are subject to change without notice or obligation.

FIG. 102A

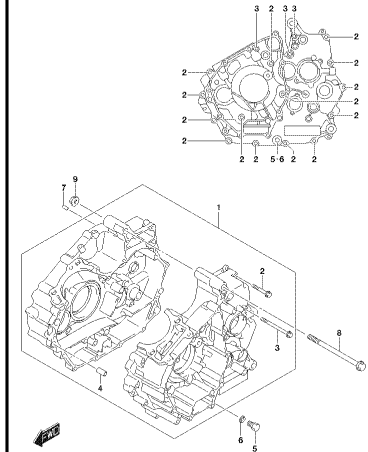
CS: 8150MFLS_P99_100A
 CYLINDER HEAD COVER

FIG. 103A

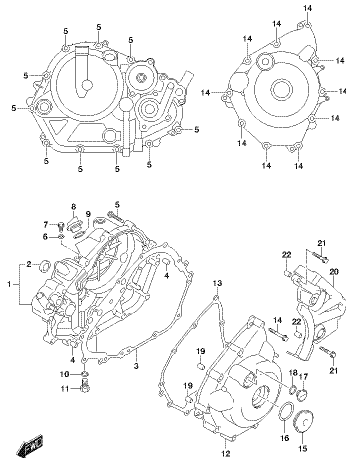
CS: 8150MFLS_P99_100A
 CYLINDER HEAD

FIG. 107A

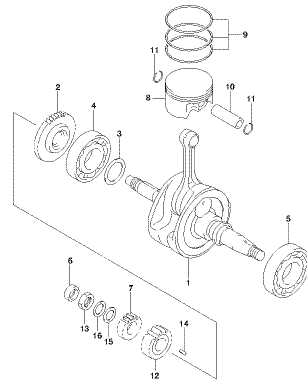
CS: 8150MFLS_P99_100A
 CYLINDER

FIG. 108A

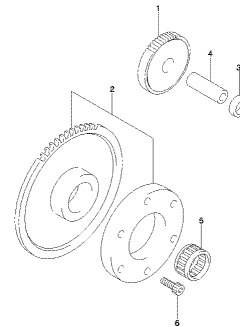
CS: 8150MFLS_P99_100A
 CRANKCASE

FIG. 112A

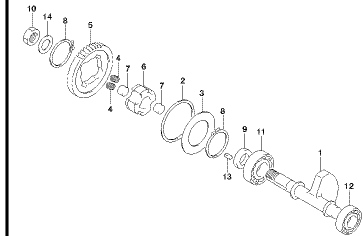
CS: 8150MFLS_P99_112A
 CRANKCASE COVER

FIG. 120A

CS: 8150MFLS_P99_120A
 CRANKSHAFT

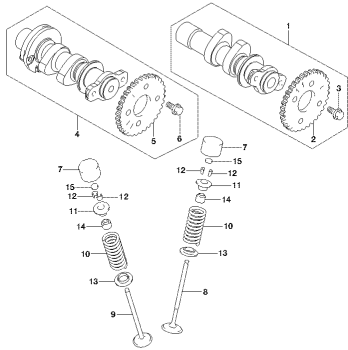
FIG. 122A

CS: 8150MFLS_P99_122A
 STARTER CLUTCH

FIG. 124A

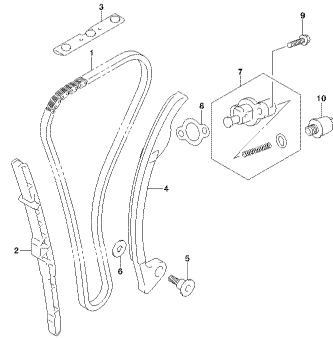
CS: 8150MFLS_P99_124A
 DRAW BAR ASSEMBLY

FIG. 126A



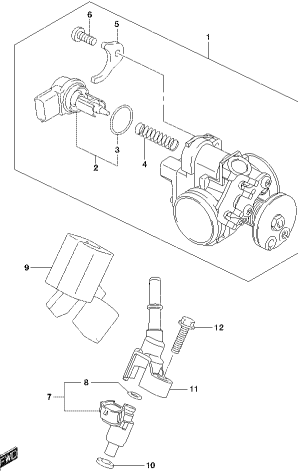
GSX-S150MFLS_P99_109A
CARBURETOR

FIG. 127A



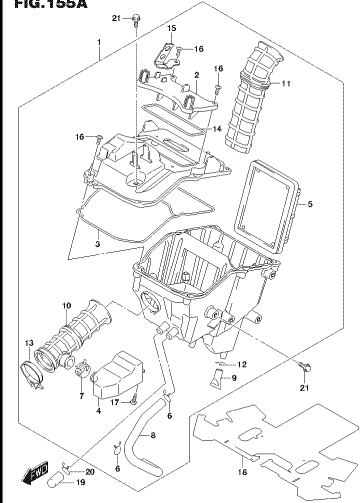
GSX-S150MFLS_P99_109A
THROTTLE BODY

FIG. 140A



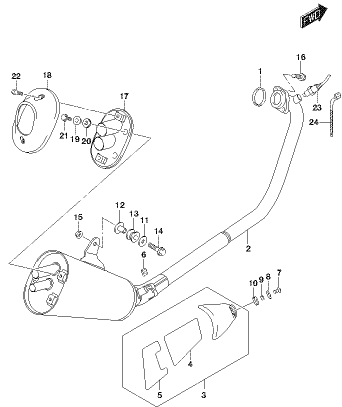
GSX-S150MFLS_P99_140A
THROTTLE BODY

FIG. 155A



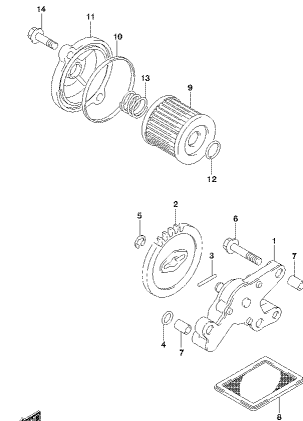
GSX-S150MFLS_P99_155A
CARBURETOR

FIG. 163A



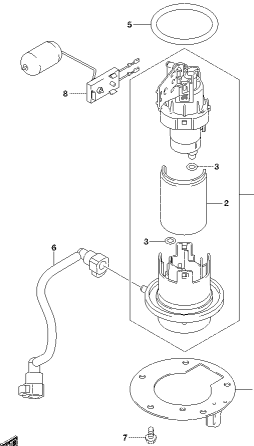
GSX-S150MFLS_P99_163A
MUFFLER

FIG. 170A



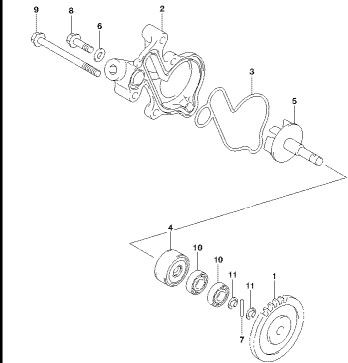
GSX-S150MFLS_P99_170A
FUEL PUMP

FIG. 172A



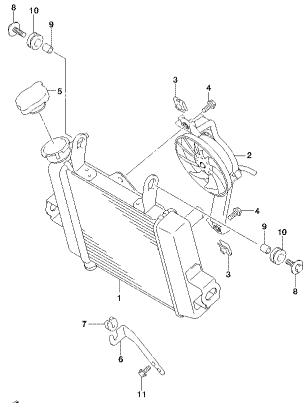
GSX-S150MFLS_P99_172A
FUEL PUMP

FIG. 180A



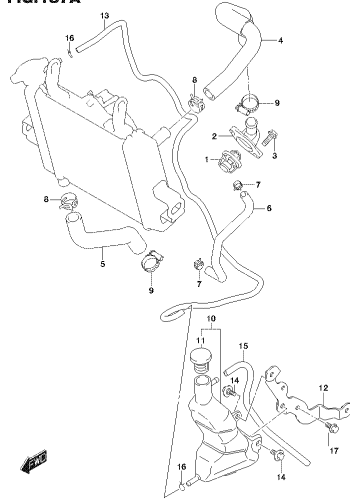
GSX-S150MFLS_P99_180A
WATER PUMP

FIG.185A



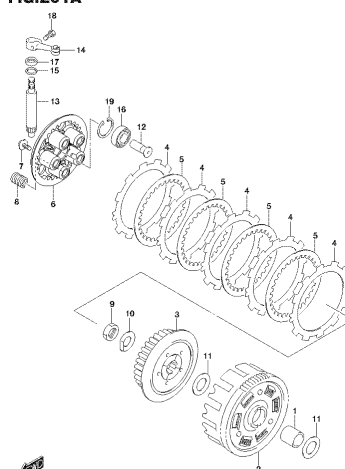
CS: 8150MFL_P99_185A
932059-02E

FIG.187A



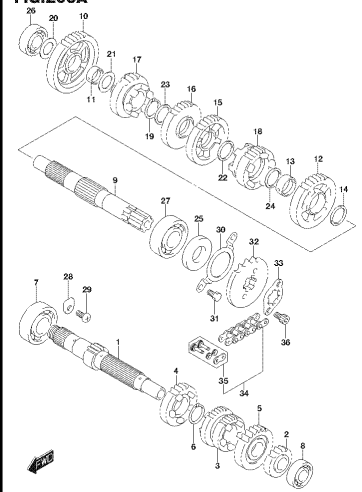
CS: 8150MFL_P99_187A
932059-02E

FIG.201A



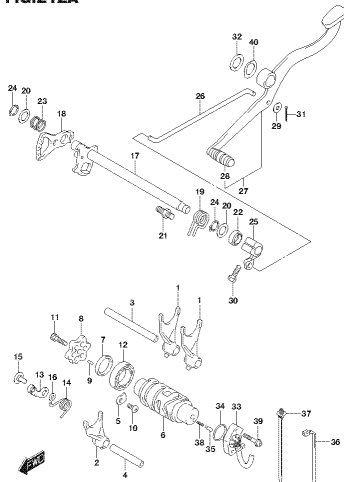
CS: 8150MFL_P99_201A
ELUTIA

FIG.206A



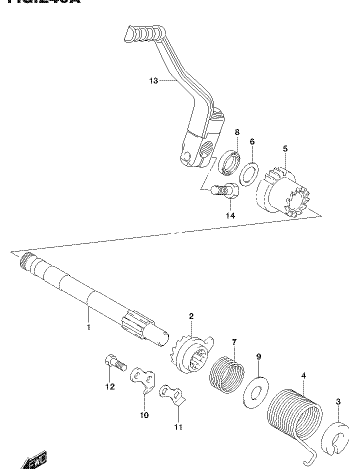
CS: 8150MFL_P99_206A
PWERSOR

FIG.212A



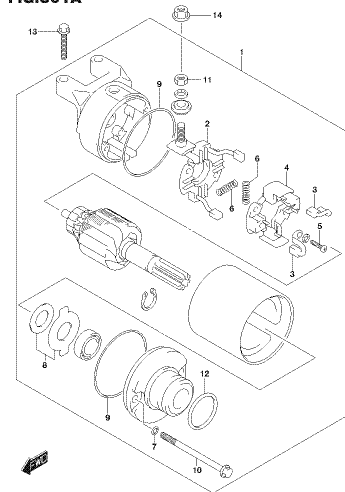
CS: 8150MFL_P99_212A
SEAR-SHAFT

FIG.240A



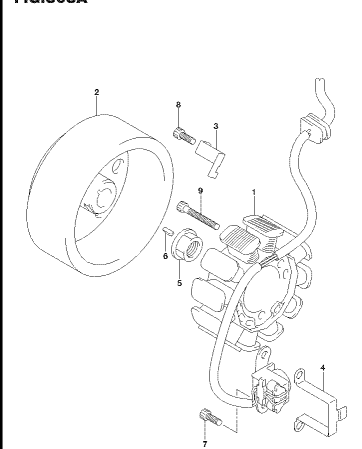
CS: 8150MFL_P99_240A
KEX-STARTER

FIG.301A



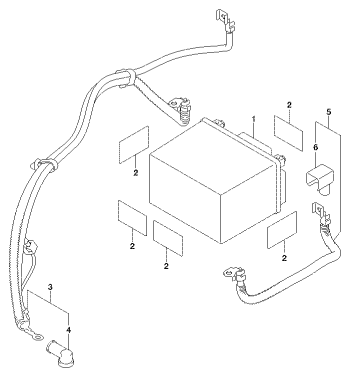
CS: 8150MFL_P99_301A
STARTING-MOTOR

FIG.303A



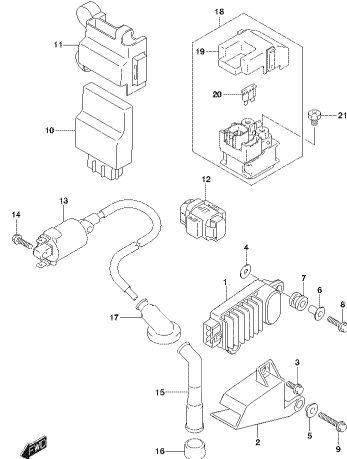
CS: 8150MFL_P99_303A
MAGNETP

FIG.310A



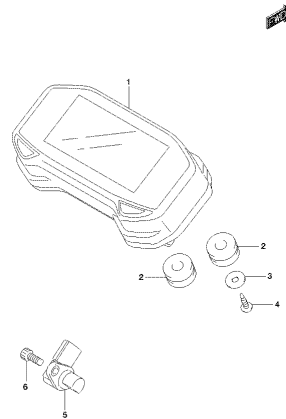
GSX-S150MFLS_P99_310A
BATTERY

FIG.312A



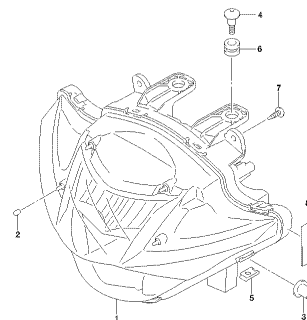
GSX-S150MFLS_P99_312A
ELECTRICAL

FIG.330A



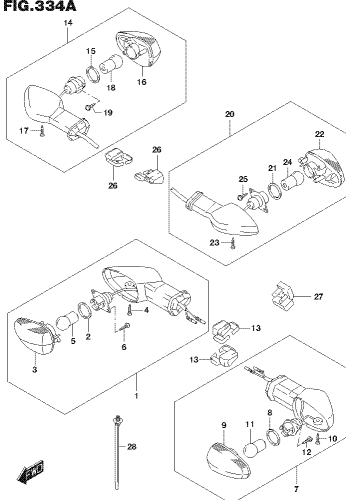
GSX-S150MFLS_P99_330A
BREMSEIER

FIG.333A



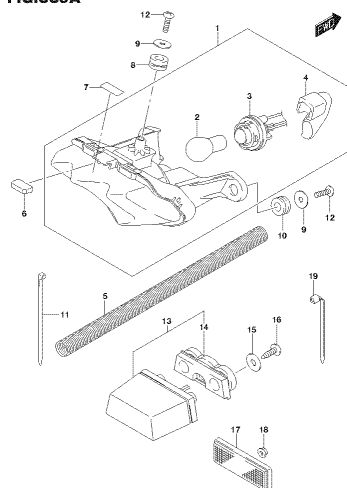
GSX-S150MFLS_P99_333A
HEADLAMP

FIG.334A



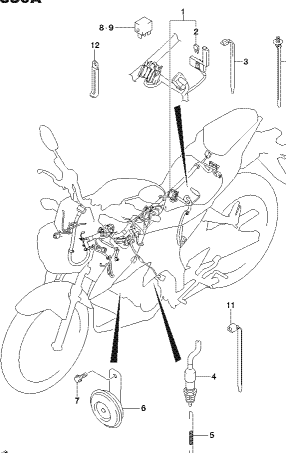
GSX-S150MFLS_P99_334A
TURN SIGNAL LAMP

FIG.339A



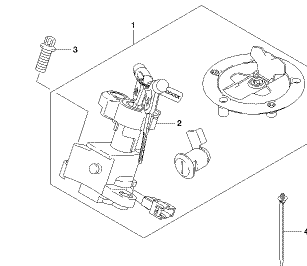
GSX-S150MFLS_P99_339A
REAR COMBINATION LAMP

FIG.350A



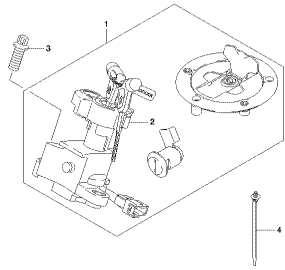
GSX-S150MFLS_P99_350A
WING HARNESS

FIG.352A



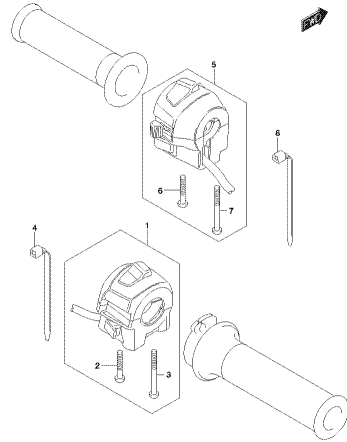
GSX-S150MFLS_P99_352A
LOCK SET

FIG.352B



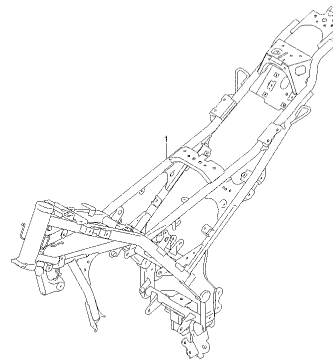
CS: 8150M1LS_P99_302B
LOCK SET

FIG.355A



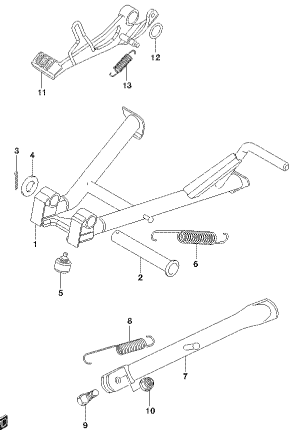
CS: 8150M1LS_P99_355A
WEDGE SWITCH

FIG.401A



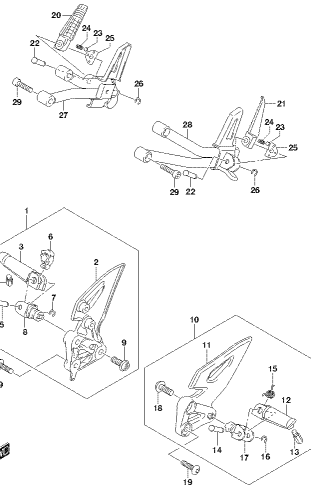
CS: 8150M1LS_P99_401A
FRAME

FIG.407A



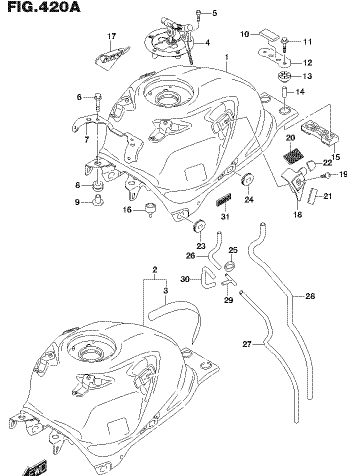
CS: 8150M1LS_P99_407A
FRAME

FIG.415A



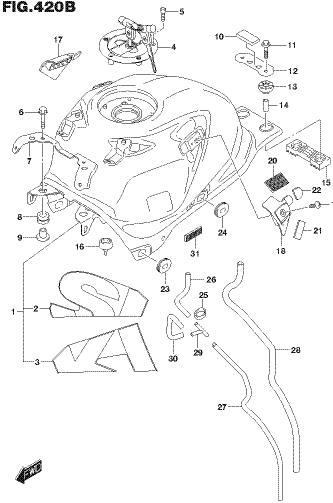
CS: 8150M1LS_P99_415A
FOOTREST

FIG.420A



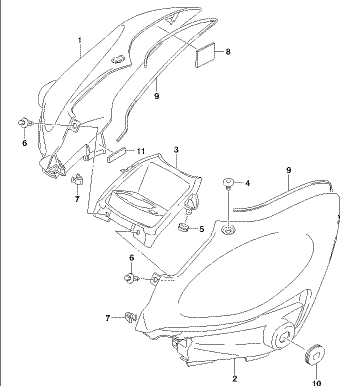
CS: 8150M1LS_P99_420A
FUEL TANK

FIG.420B

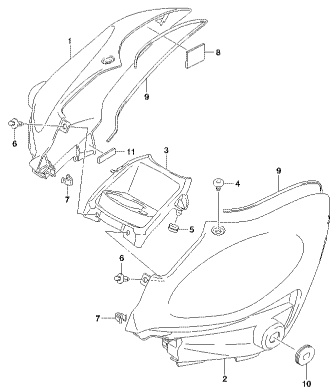


CS: 8150M1LS_P99_420B
FUEL TANK

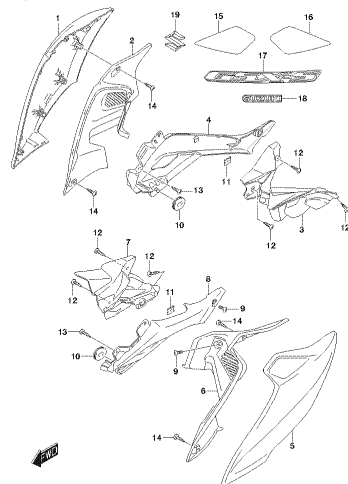
FIG.423A



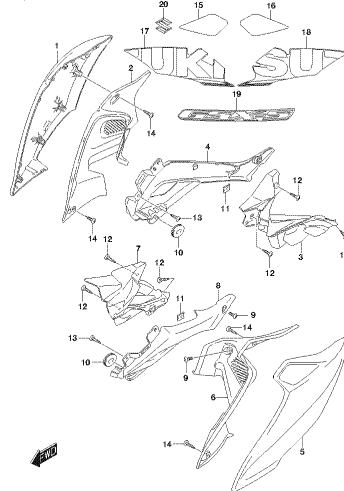
CS: 8150M1LS_P99_423A
FUEL TANK COVER

FIG.423B

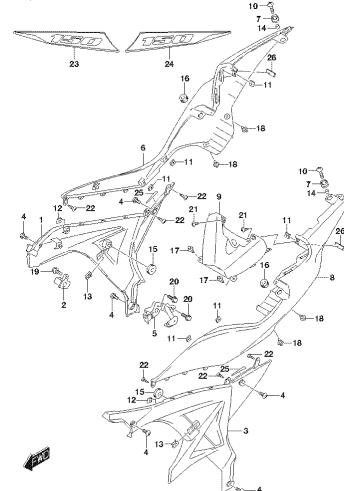
GSX-S150MFLS_P99_402B
REL. 2006.020651

FIG.424A

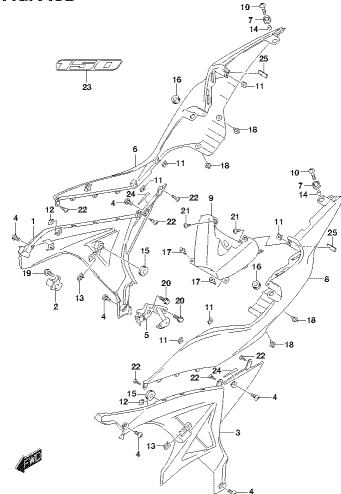
GSX-S150MFLS_P99_404A
REL. 2006.020651

FIG.424B

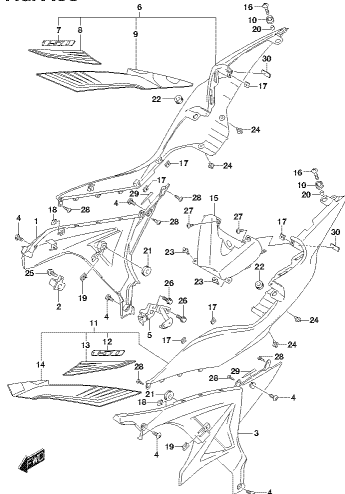
GSX-S150MFLS_P99_408B
REL. 2006.020651

FIG.445A

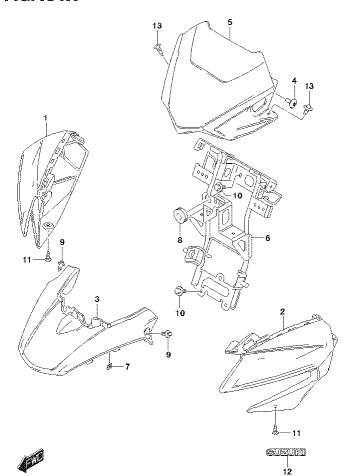
GSX-S150MFLS_P99_404A
FRAME COVER

FIG.445B

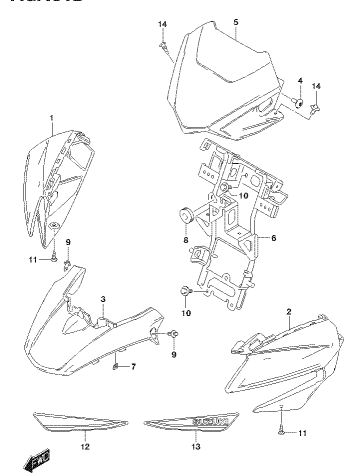
GSX-S150MFLS_P99_408B
FRAME COVER

FIG.445C

GSX-S150MFLS_P99_404C
FRAME COVER

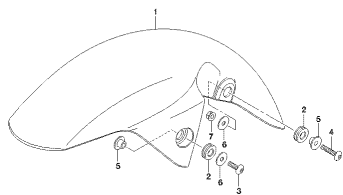
FIG.451A

GSX-S150MFLS_P99_403A
HEADLAMP HOUSING

FIG.451B

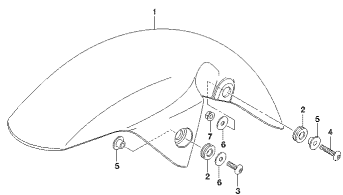
GSX-S150MFLS_P99_403B
HEADLAMP HOUSING

FIG.460A



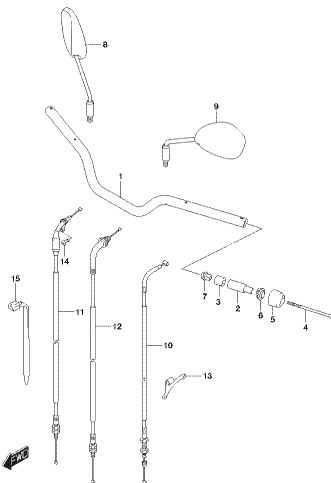
CSX-S150MFLB_P99_400A
FRONT FENDER

FIG.460B



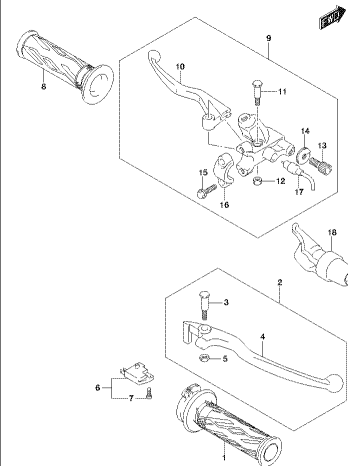
CSX-S150MFLB_P99_400B
FRONT FENDER

FIG.462A



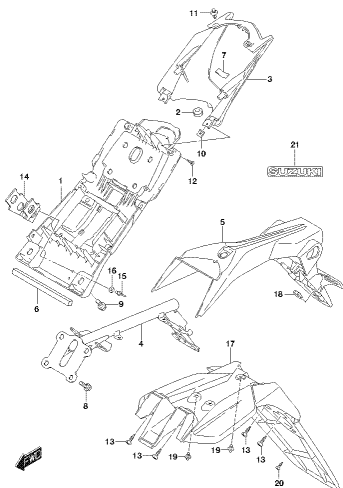
CSX-S150MFLB_P99_400A
HANDLEBAR

FIG.467A



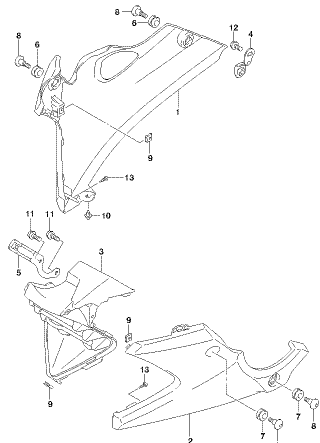
CSX-S150MFLB_P99_407A
HANDLEBAR

FIG.474A



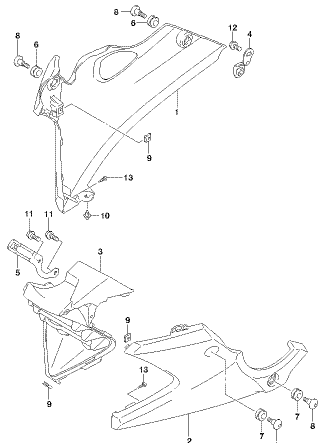
CSX-S150MFLB_P99_474A
REAR FENDER

FIG.483A



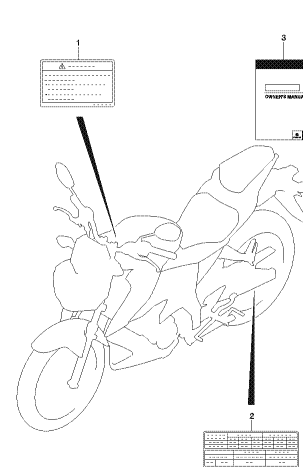
CSX-S150MFLB_P99_483A
UNDER COVER

FIG.483B



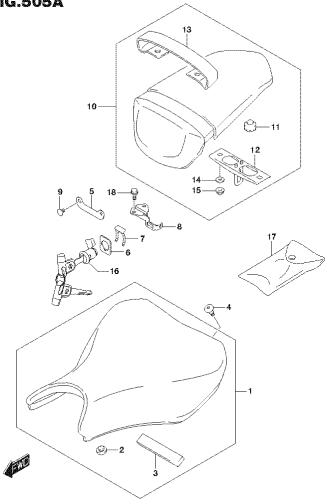
CSX-S150MFLB_P99_483B
UNDER COVER

FIG.496A



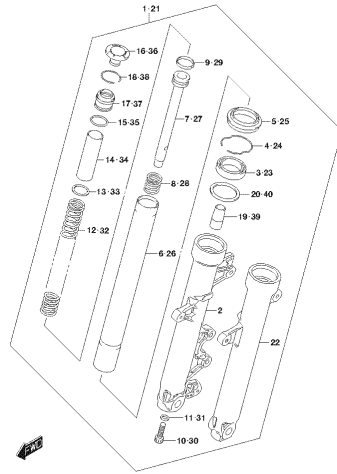
CSX-S150MFLB_P99_496A
LABEL

FIG.505A



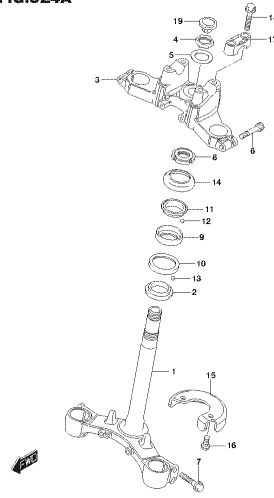
CS: 8150MFL_P99_505A
SEAT

FIG.521A



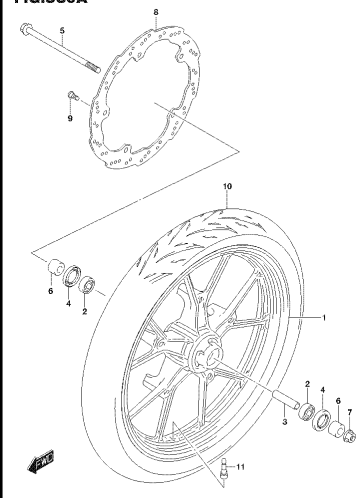
CS: 8150MFL_P99_521A
FRONT FRAME DAMPER

FIG.524A



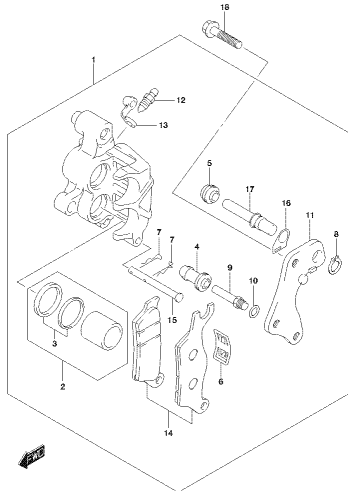
CS: 8150MFL_P99_524A
STEERING STEM

FIG.530A



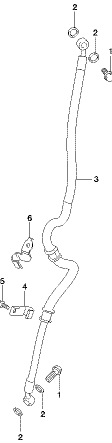
CS: 8150MFL_P99_530A
FRONT WHEEL

FIG.535A



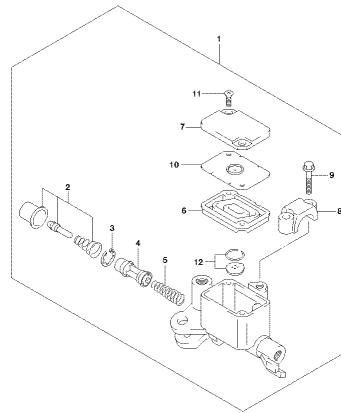
CS: 8150MFL_P99_535A
FRONT CALIPER

FIG.536A



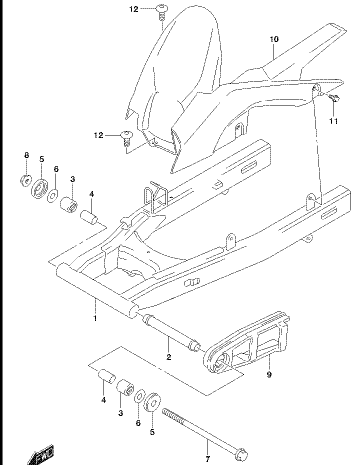
CS: 8150MFL_P99_536A
FRONT BRAKE HOSE

FIG.537A



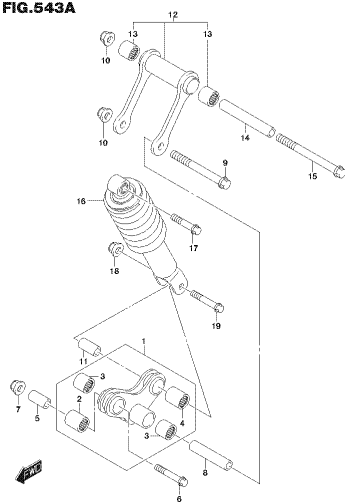
CS: 8150MFL_P99_537A
FRONT MASTER CYLINDER

FIG.541A



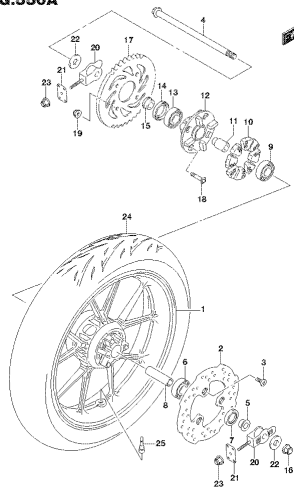
CS: 8150MFL_P99_541A
REAR SWINGARM

FIG.543A



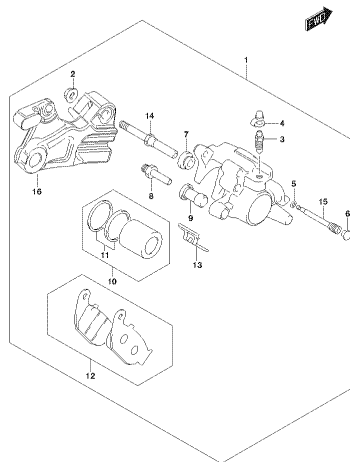
CSX 6150MFL_E_P99_543A
REAR SHOCK LIDERS

FIG.550A



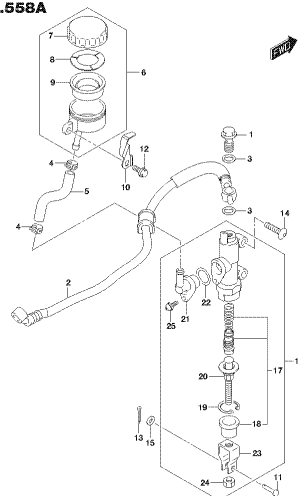
CSX 6150MFL_E_P99_550A
REAR WHEEL

FIG.555A



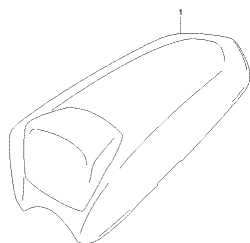
CSX 6150MFL_E_P99_555A
REAR CALIPER

FIG.558A



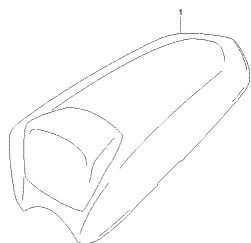
CSX 6150MFL_E_P99_558A
REAR MASTER CYLINDER

FIG.916A



CSX 6150MFL_E_P99_916A
SEAT TAIL BOX

FIG.916B



CSX 6150MFL_E_P99_916B
SEAT TAIL BOX

FIG.102A

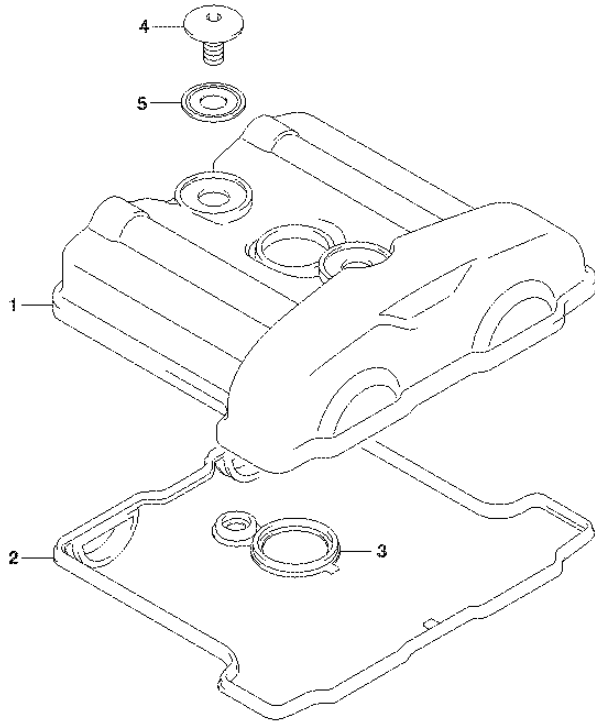


FIG.102A (1-B-2) CYLINDER HEAD COVER

REF NO.	PART NO.	DESCRIPTION	Q'TY	REMARKS
1	11171-12K10	COVER, CYLINDER HEAD	1	
2	11173-12K00	GASKET, CYL HEAD COVER NO.1	1	
3	11178-12K00	GASKET, CYL HEAD COVER NO.1	1	
4	09106-07025	BOLT (L:5.5)	2	
5	11191-27E70	WASHER (10.6X25.5X1.6)	2	



FIG.103A

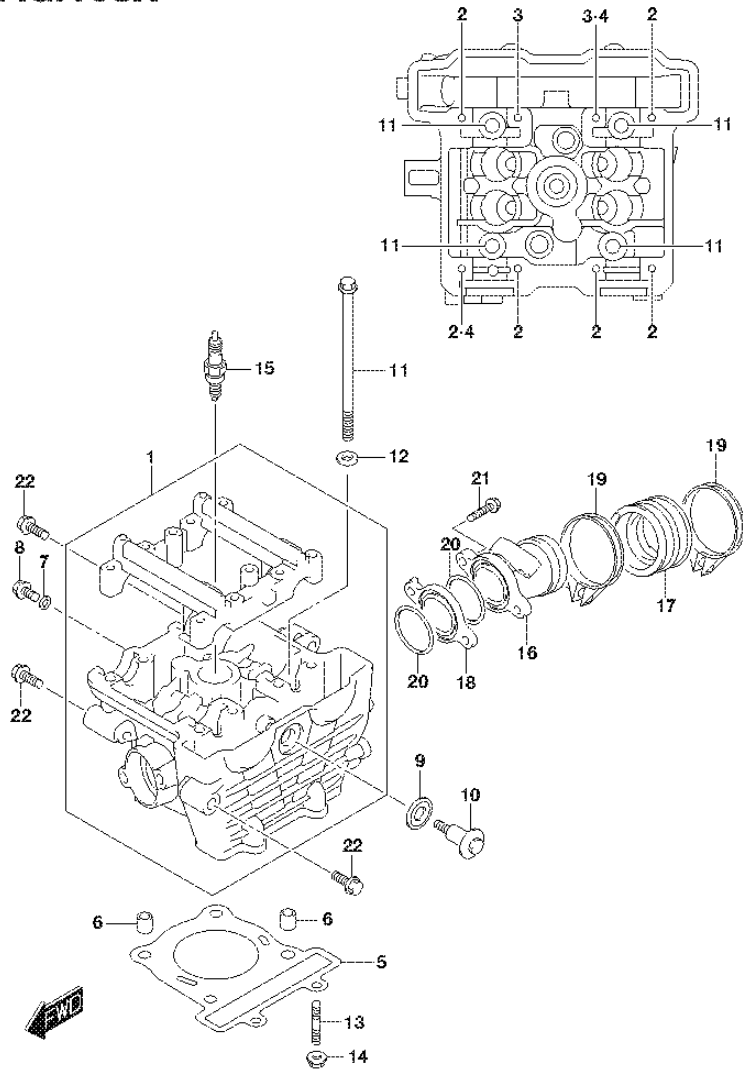


FIG.103A (1-B-3) CYLINDER HEAD

REF NO.	PART NO.	DESCRIPTION	Q'TY	REMARKS
1	11100-12K00	HEAD ASSY, CYLINDER	1	
2	09103-06132	.BOLT (6X41)	6	
3	09103-06165	.BOLT (6X45)	2	
4	09206-08001	.PIN (8X11)	2	
5	11141-12K00	GASKET, CYLINDER HEAD	1	
6	04211-11129	PIN	2	
7	09168-06004	GASKET (6.2X11X1.2)	1	
8	01550-0612A	BOLT	1	
9	11191-27E70	WASHER, HEAD COVER BOLT	1	
10	09119-06120	BOLT (L:21.7)	1	
11	11117-12K10	BOLT, CYLINDER HEAD (L139)	4	
12	09160-08092	WASHER (8.5X16X2.6)	4	
13	01421-0625A	STUD BOLT	2	
14	08316-1006A	NUT	2	
15-1	09482-00646	SPARK PLUG (MR8E-9)	1	
15-2	09482-00659	SPARK PLUG (U24EPR-N9)	1	
16	13111-12K00	PIPE ASSY, INTAKE	1	
17	13121-12K00	PIPE ASSY, INTAKE NO.2	1	
18	13128-12K00	INSULATOR	1	
19	13170-12K00	CLAMP	2	
20	09280-35009	O RING	2	
21	01547-0625A	BOLT	2	
22-1	09103-08555	BOLT (8X35)	3	
22-2	09103-08556	BOLT (8X35)	3	

FIG.107A

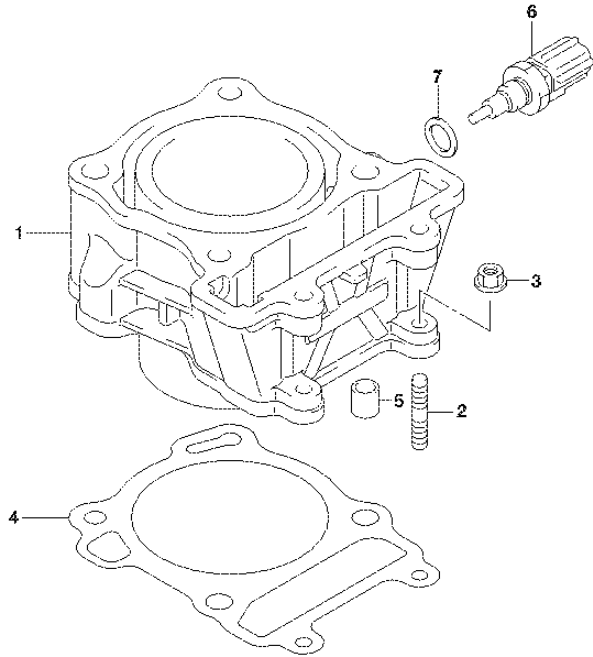


FIG.107A (1-B-4) CYLINDER

REF NO.	PART NO.	DESCRIPTION	Q'TY	REMARKS
1	11211-12K00-0F0	CYLINDER	1	
2	01421-0620A	STUD BOLT	2	
3	08316-1006A	NUT	2	
4	11241-12K00	GASKET, CYLINDER	1	
5	04211-11129	PIN	2	
6	13650-49X00	SENSOR, TEMP	1	
7	09168-12017	GASKET (12X17X1)	1	



FIG.108A

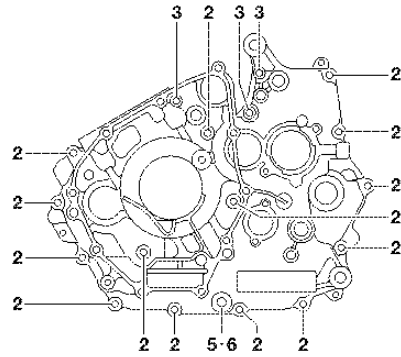


FIG.108A (1-B-5) CRANKCASE

REF NO.	PART NO.	DESCRIPTION	Q'TY	REMARKS
1	11300-12K00	CRANKCASE ASSY	1	
2	01547-0640A	.BOLT	14	
3	01547-0675A	.BOLT	3	
4	09206-10014	.PIN (6.4X10X20)	2	
5	01500-1016A	BOLT	1	OIL DRAIN
6	09168-10L02	GASKET	1	
7	11313-25G00	JET, T/M OIL GALLERY	1	
8	09103-10723	BOLT (L140)	2	
9	08319-3110A	NUT	2	

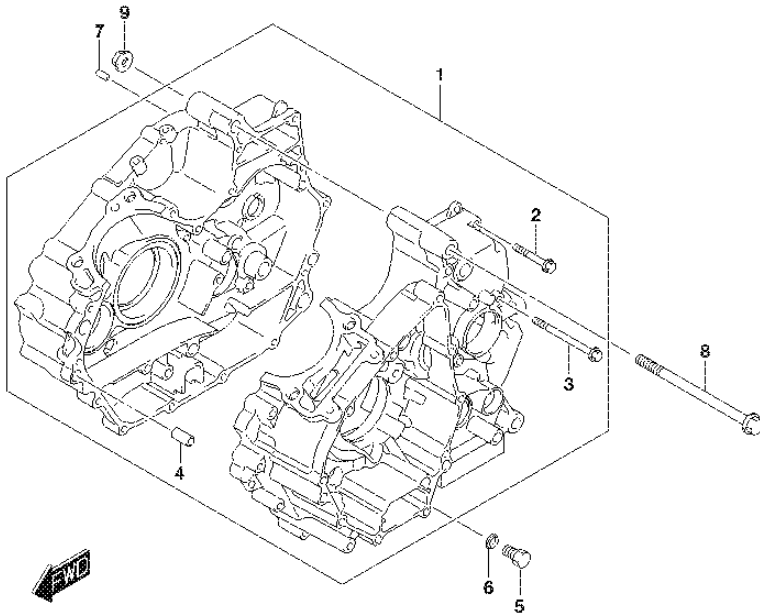


FIG.112A

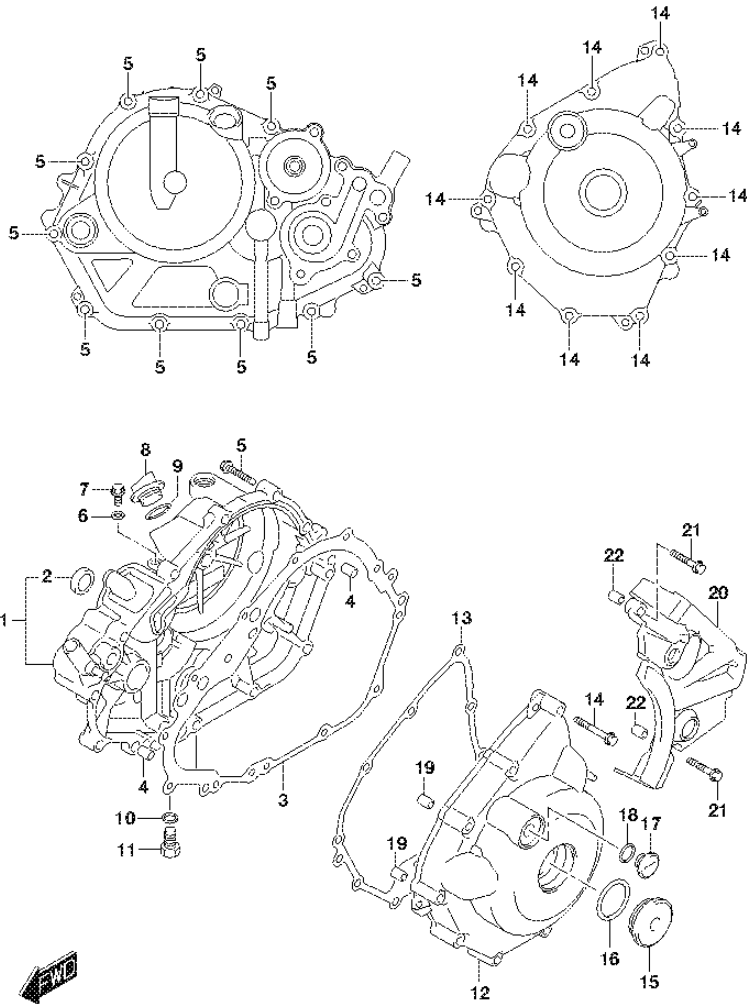


FIG.112A (1-B-6) CRANKCASE COVER

REF NO.	PART NO.	DESCRIPTION	Q'TY	REMARKS
1	11340-12K20	COVER, CLUTCH	1	
2	11971-45010	.LENS, OIL LEVEL CHECK	1	
3	11482-12K00	GASKET, CLUTCH COVER	1	
4	09206-08008	PIN (6.3X8X12)	2	
5	01547-0630A	BOLT	10	
6	09168-06018	GASKET (6.2X13X1.2)	1	
7	01547-0612A	BOLT	1	
8	11342-25G00	PLUG, OIL FILLER	1	
9	09280-17003	O RING (D:3.1,ID:16.8)	1	
10	09168-10L02	GASKET	1	
11	01500-1016A	BOLT	1	
12	11351-12K20	COVER, MAGNETO	1	
13	11483-12K00	GASKET, MAGNETO COVER	1	
14	01547-0640A	BOLT	10	
15	09259-36031	PLUG	1	
16	09280-33004	O RING (D:3.1,ID:32.7)	1	
17	11352-22J00	PLUG, TOP	1	
18	09280-14003	O RING (D:2.4,ID:13.8)	1	
19	09206-08008	PIN (6.3X8X12)	2	
20	11360-12K00	COVER, ENGINE SPROCKET	1	
21	01547-0630A	BOLT	2	
22	09206-08008	PIN (6.3X8X12)	2	

FIG.120A

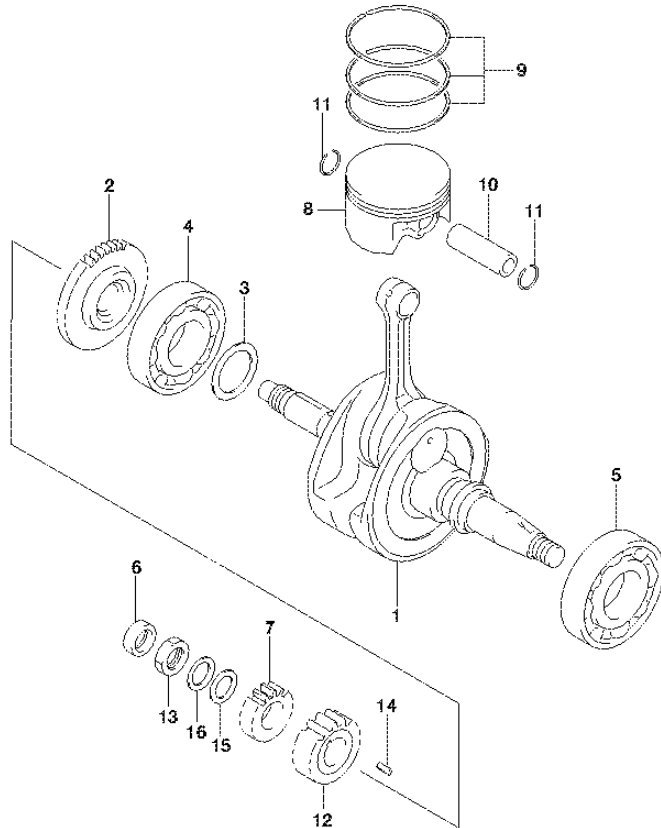


FIG.120A (1-B-7) CRANKSHAFT

REF NO.	PART NO.	DESCRIPTION	Q'TY	REMARKS
1	12200-12K30	CRANKSHAFT ASSY	1	
2	12661-12K00	GEAR, CRANK BALANCER DRIVE (NT:44)	1	
3-1	12228-12K00-0A0	SHIM (T:0.6)	1	
3-2	12228-12K00-0B0	SHIM (T:0.65)	1	
3-3	12228-12K00-0C0	SHIM (T:0.7)	1	
3-4	12228-12K00-0D0	SHIM (T:0.75)	1	
3-5	12228-12K00-0E0	SHIM (T:0.8)	1	
3-6	12228-12K00-0F0	SHIM (T:0.85)	1	
3-7	12228-12K00-0G0	SHIM (T:0.9)	1	
3-8	12228-12K00-0H0	SHIM (T:0.95)	1	
3-9	12228-12K00-0J0	SHIM (T:1.0)	1	
3-10	12228-12K00-0K0	SHIM (T:1.05)	1	
3-11	12228-12K00-0L0	SHIM (T:1.1)	1	
3-12	12228-12K00-0M0	SHIM (T:1.15)	1	
3-13	12228-12K00-0N0	SHIM (T:1.2)	1	
3-14	12228-12K00-0P0	SHIM (T:1.25)	1	
3-15	12228-12K00-0R0	SHIM (T:1.3)	1	
3-16	12228-12K00-0S0	SHIM (T:1.35)	1	
3-17	12228-12K00-0T0	SHIM (T:1.4)	1	
4	09262-28058	BEARING	1	RH
5	09262-35103	BEARING	1	LH
6	09282-12L01	OIL SEAL (12X21X7)	1	
7	16321-12K00	GEAR, OIL PUMP DRIVE (NT:15)	1	
8	12111-12K00-0F0	PISTON	1	
9	12140-12K00	RING SET, PISTON	1	
10	12151-12K00	PIN, PISTON	1	
11	09381-15001	CIRCLIP	2	
12-1	21111-12K00-0A0	GEAR, PRIMARY DRIVE (NT:21)	1	GREEN
12-2	21111-12K00-0B0	GEAR, PRIMARY DRIVE (NT:21)	1	PINK
13	09140-16019	NUT	1	
14	09421-04011	KEY	1	
15	08211-16251	WASHER	1	
16	09164-16005	WASHER	1	

FIG.122A

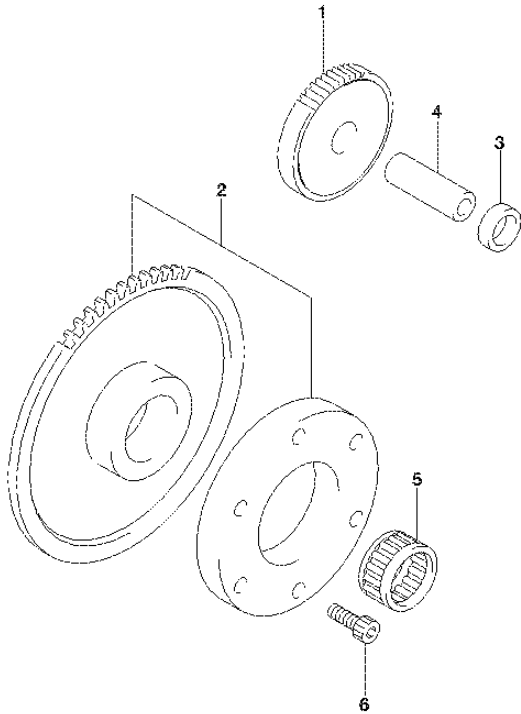


FIG.122A (1-B-8) STARTER CLUTCH

REF NO.	PART NO.	DESCRIPTION	Q'TY	REMARKS
1	12611-12K10	GEAR, STARTER IDLE (NT:15/53)	1	
2	12600-12831	CLUTCH SET, STARTER (NT:63)	1	
3	09180-13012	SPACER (13X19X6)	1	
4	09206-13007	PIN (7.4X13X40)	1	
5	09263-22075	BEARING	1	
6	07130-0616A	BOLT	3	



FIG.124A

FIG.124A (1-B-9) CRANK BALANCER

REF NO.	PART NO.	DESCRIPTION	Q'TY	REMARKS
1	12651-12K00	BALANCER, CRANK	1	
2	12662-12K00	WASHER, DRIVEN GEAR NO.1	1	
3	12662-34J10	WASHER, DRIVEN GEAR NO.2	1	
4	12663-47E50	SPRING	2	
5	12666-12K00	GEAR (NT:44)	1	
6	12669-12K00	RACE, DRIVEN GEAR INNER	1	
7	12686-25G20	DAMPER	2	
8	08331-31359	CIRCLIP	2	
9	12668-34J00	SPACER, DRIVEN GEAR	1	
10	09140-14022	NUT	1	
11	09262-15054	BEARING	1	RH
12	09262-15055	BEARING	1	LH
13	09421-04011	KEY	1	
14	08211-14242	WASHER	1	

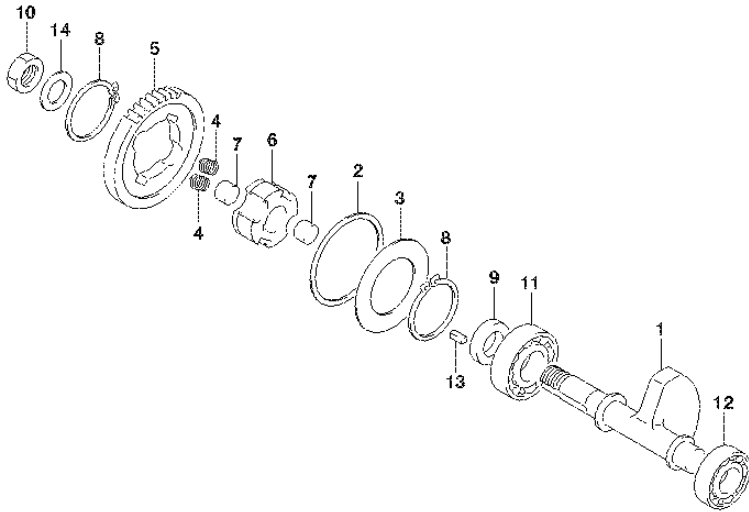


FIG.126A

FIG.126A (1-B-10) CAMSHAFT/VALVE

REF NO.	PART NO.	DESCRIPTION	Q'TY	REMARKS
1	12710-12K11	CAM SHAFT, INTAKE	1	
2	12741-12K00	.SPROCKET, CAMSHAFT (NT:34)	1	
3	09103-05025	.BOLT	2	
4	12702-12K10	CAM SHAFT, EXHAUST	1	
5	12741-12K00	.SPROCKET, CAMSHAFT (NT:34)	1	
6	09103-05025	.BOLT	2	
7	12891-25G10	TAPPET	4	
8	12911-12K00	VALVE, INTAKE	2	
9	12912-12K00	VALVE, EXHAUST	2	
10	12921-12K00	SPRING, VALVE	4	
11	12931-25G20	RETAINER, VALVE SPRING	4	
12-1	12932-32C00	COTTER, VALVE	8	
12-2	12932-32C10	COTTER, VALVE	8	
13	12933-12K00	SEAT, VALVE SPRING	4	
14	09289-04002	OIL SEAL (4.5X10X8)	4	
15-1	12892-05C00-120	SHIM, TAPPET (T:1.20)	4	
15-2	12892-05C00-125	SHIM, TAPPET (T:1.25)	4	
15-3	12892-05C00-130	SHIM, TAPPET (T:1.30)	4	
15-4	12892-05C00-135	SHIM, TAPPET (T:1.35)	4	
15-5	12892-05C00-140	SHIM, TAPPET (T:1.40)	4	
15-6	12892-05C00-145	SHIM, TAPPET (T:1.45)	4	
15-7	12892-05C00-150	SHIM, TAPPET (T:1.50)	4	
15-8	12892-05C00-155	SHIM, TAPPET (T:1.55)	4	
15-9	12892-05C00-160	SHIM, TAPPET (T:1.60)	4	
15-10	12892-05C00-165	SHIM, TAPPET (T:1.65)	4	
15-11	12892-05C00-170	SHIM, TAPPET (T:1.70)	4	
15-12	12892-05C00-175	SHIM, TAPPET (T:1.75)	4	
15-13	12892-05C00-180	SHIM, TAPPET (T:1.80)	4	
15-14	12892-05C00-185	SHIM, TAPPET (T:1.85)	4	
15-15	12892-05C00-190	SHIM, TAPPET (T:1.90)	4	
15-16	12892-05C00-195	SHIM, TAPPET (T:1.95)	4	

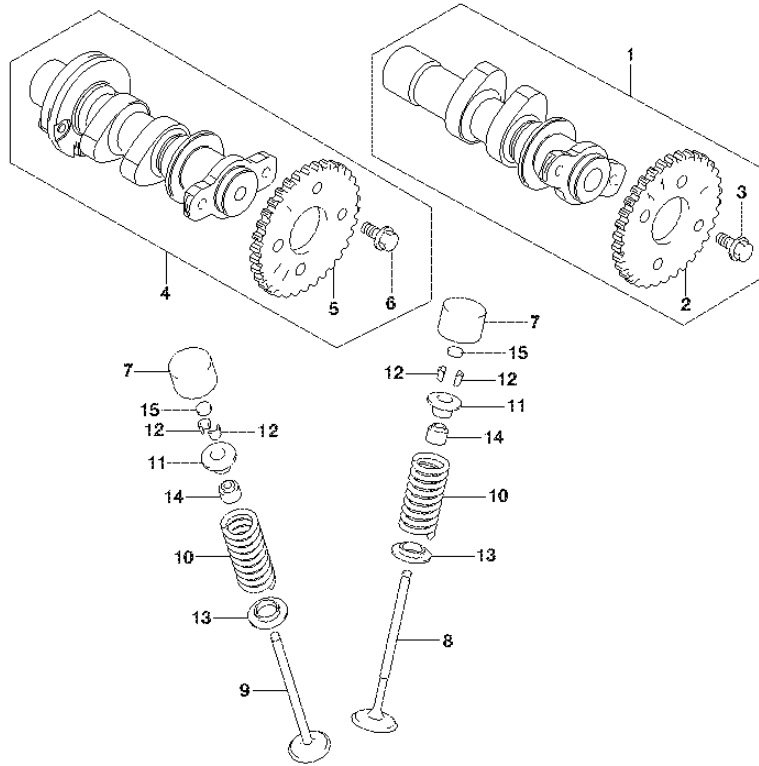


FIG.126A

FIG.126A (1-B-11) CAMSHAFT/VALVE

REF NO.	PART NO.	DESCRIPTION	Q'TY	REMARKS
15-17	12892-05C00-200	SHIM, TAPPET (T:2.00)	4	
15-18	12892-05C00-205	SHIM, TAPPET (T:2.05)	4	
15-19	12892-05C00-210	SHIM, TAPPET (T:2.10)	4	
15-20	12892-05C00-215	SHIM, TAPPET (T:2.15)	4	
15-21	12892-05C00-220	SHIM, TAPPET (T:2.20)	4	
16	12800-05830	SHIM SET, TAPPET T:1.20, 1.25...2.95, 3.00 (5PCS.EACH) & CASE	1	OPT NOT ILLUSTRATED
17	99000-69491	.CASE, TAPPET SHIM	1	OPT NOT ILLUSTRATED

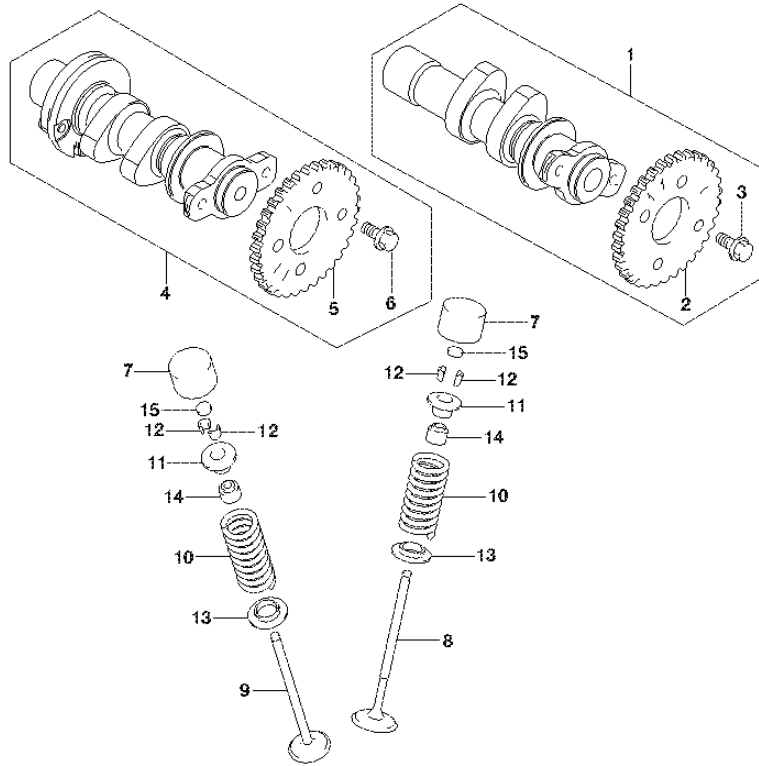


FIG.127A

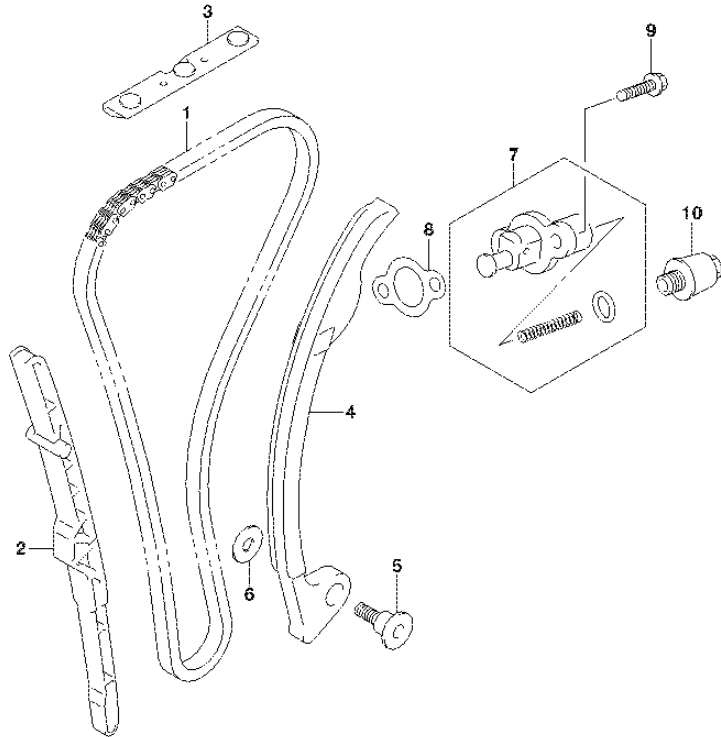


FIG.127A (1-B-12) CAM CHAIN

REF NO.	PART NO.	DESCRIPTION	Q'TY	REMARKS
1	12760-12K00	CHAIN, CAM SHAFT DRIVE	1	
2	12771-12K00	GUIDE, CAM CHAIN NO.1	1	
3	12782-12K01	GUIDE, CAM CHAIN NO.2	1	
4	12811-12K00	TENSIONER, CAM CHAIN	1	
5	12812-35C00	BOLT, CAM CHAIN TENSIONER	1	
6	08211-06181	WASHER	1	
7	12830-12K00	ADJUSTER SET, TENSIONER	1	
8	12837-12K00	GASKET, TENSIONER ADJUSTER	1	
9	01547-0620A	BOLT	2	
10	12836-12K01	BOLT, ADJUSTER SPRING	1	

FIG.140A

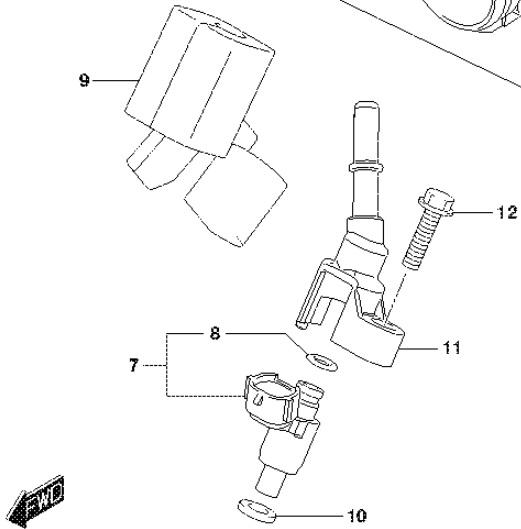
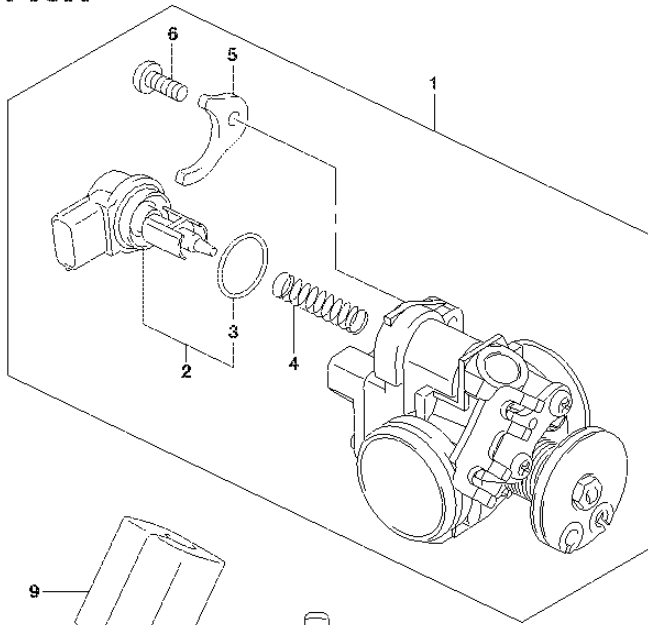


FIG.140A (1-B-13) THROTTLE BODY

REF NO.	PART NO.	DESCRIPTION	Q'TY	REMARKS
1	13400-23K00	BODY ASSY, THROTTLE	1	
2	18117-09JA0	.STEPPING MOTOR	1	
3	13438-09JA0	..O PING	1	
4	13417-09JA0	.COMPRESSION SPRING	1	
5	13421-42J00	.PLATE	1	
6	13602-06128	.SCREW	1	
7	15710-23K00	INLECTOR ASSY, FUEL	1	
8	15716-42J00	.O PING	1	
9	15719-12K00	COVER, FUEL INJECOR	1	
10	15722-42J00	SEAL	1	
11	15830-23K00	JOINT, FUEL HOSE	1	
12	01547-0625A	BOLT	1	

FIG.155A

FIG.155A (1-B-14) AIR CLEANER

REF NO.	PART NO.	DESCRIPTION	Q'TY	REMARKS
1	13700-23K00	CLEANER ASSY, AIR	1	
2	13741-23K00	.CAP, AIR CLEANER	1	
3	13746-23K00	.GASKET	1	
4	13761-23K00	.RESONATOR	1	
5	13780-23K00	.FILTER ASSY	1	
6	13821-12K00	.CLIP	2	
7	13822-12K00	.CLIP	1	
8	13853-23K00	.TUBE, BREATHER	1	
9	13878-12K00	.PLUG, DRAIN	2	
10	13881-23K00	.TUBE, OUTLET	1	
11	13891-23K00	.TUBE, INLET	1	
12	09401-11101	.CLIP	2	
13	09402-44208	.CLAMP	1	
14	13747-23K00	.GASKET, CAP FILTER	1	
15	13911-23K00	.BRACKET, RELAY	1	
16	03541-0520B	.SCREW	10	
17	03541-0512A	.SCREW	1	
18	13841-23K00	SHEET, AIR CLEANER INLET	1	
19	13859-23K00	PLUG, 2ND AIR NIPPLE	1	
20	09401-14101	CLIP, PLUG	1	
21	01550-0612A	BOLT	3	

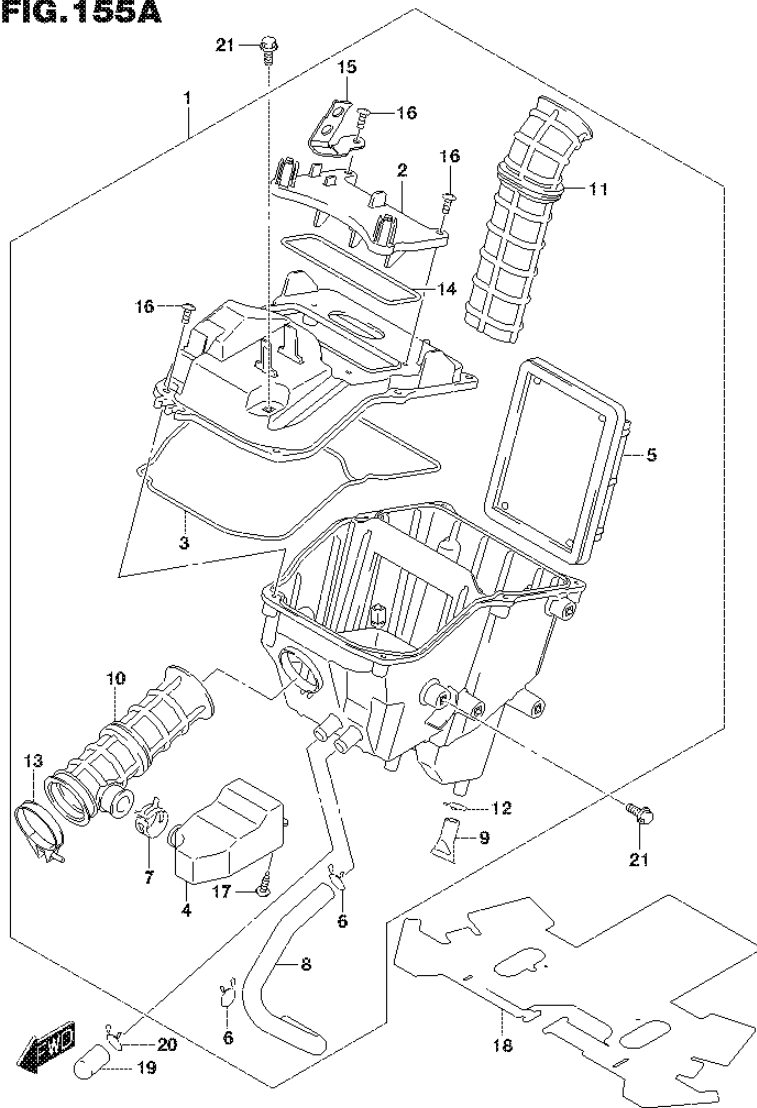


FIG.163A

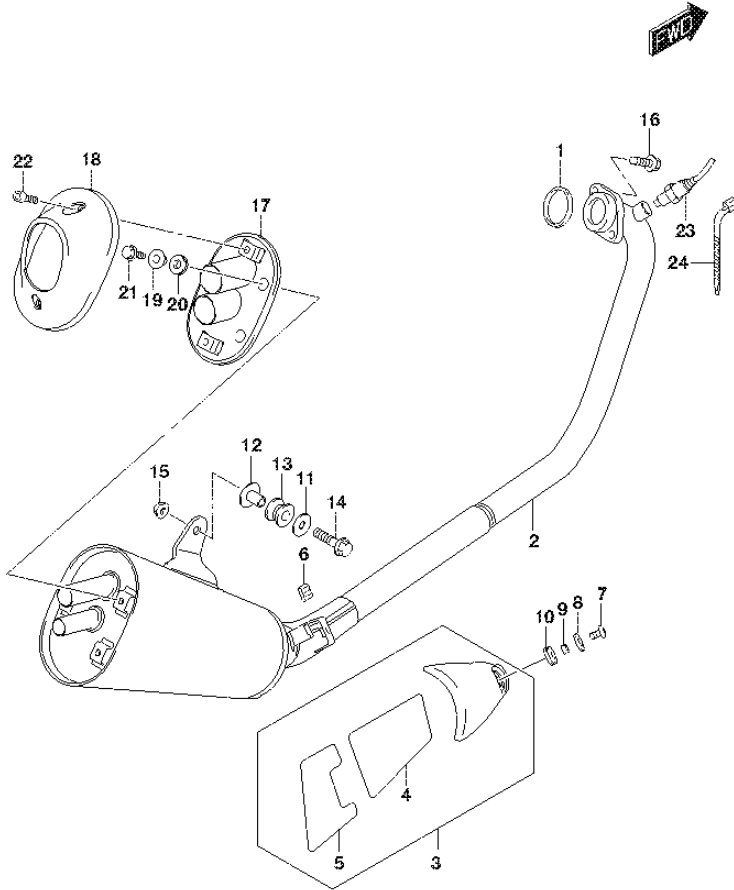


FIG.163A (1-B-15) MUFFLER

REF NO.	PART NO.	DESCRIPTION	Q'TY	REMARKS
1	14181-47E20	GASKET, EXHAUST PIPE	1	
2	14310-23K00	BODY, MUFFLER	1	
3	14780-23K00	COVER, MUFFLER	1	
4	14783-23K00	.SHIELD, MUF COVER FR	1	
5	14784-23K00	.SHIELD, MUF COVER RR	1	
6	14795-10FA0	GROMMET	1	
7	09139-06027	SCREW (6X12)	1	
8	09160-06028	WASHER (6.5X18X1)	1	
9	09180-06343	SPACER	1	
10	09320-08082	CUSHION	1	
11	09160-08134	WASHER (8.5X26X1.6)	1	
12	09180-08151	SPACER (8.6X12X17.5)	1	
13	09320-12032	CUSHION	1	
14	01550-0835A	BOLT	1	
15	08319-3108A	NUT	1	
16	01550-0825A	BOLT	2	
17	14760-23K00	STAY, MUFFLER REAR COVER	1	
18	14790-23K00	COVER, MUFFLER REAR	1	
19	09169-06057	WASHER	3	
20	09320-08082	CUSHION	3	
21	01550-0612B	BOLT	3	
22	07130-0616A	BOLT	2	
23	18213-12K00	SENSOR, OXYGEN	1	
24	36990-25G00	CLAMP	1	

FIG.170A

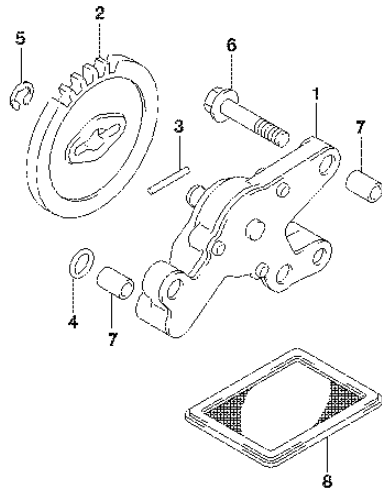
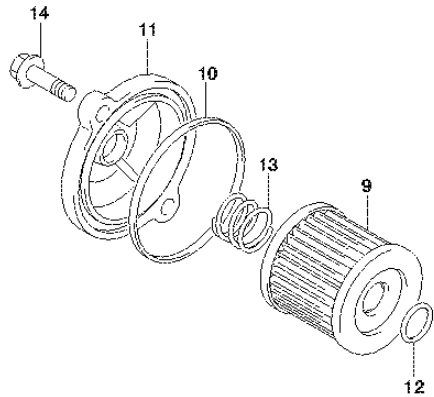


FIG.170A (1-C-2) OIL PUMP

REF NO.	PART NO.	DESCRIPTION	Q'TY	REMARKS
1	16400-12K00	PUMP ASSY, ENGINE OIL	1	
2	16331-12K00	GEAR, OIL PUMP DRIVEN (NT:30)	1	
3	09261-02001	PIN (2.5X19.8)	1	
4	09280-08022	O RING	1	
5	08332-1106A	E RING	1	
6	01547-0630A	BOLT	3	
7	09206-08008	PIN (6.3X8X12)	3	
8	16520-45H00	STRAINER, ENGINE OIL	1	
9-1	16510-45H10	FILTER, ENGINE OIL	1	NICHIRINDO
9-2	16510-45H20	FILTER, ENGINE OIL	1	SELAMAT
10	09280-54001	O RING (D:2.4,ID:52.6)	1	
11	16512-22J30	CAP, OIL FILTER (GOLD)	1	
12	09280-13010	O RING (D:1.9,ID:12.5)	1	
13	16519-09J00	SPRING, OIL FILTER	1	
14	01547-0620A	BOLT	2	

FIG.172A

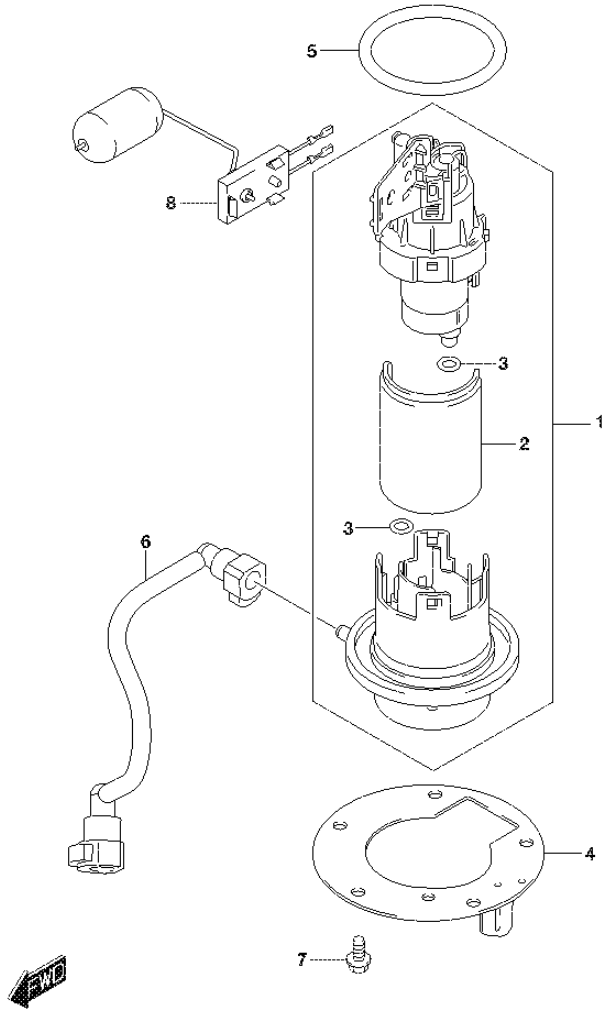


FIG.172A (1-C-3) FUEL PUMP

REF NO.	PART NO.	DESCRIPTION	Q'TY	REMARKS
1	15100-23K00	PUMP ASSY, FUEL	1	
2	15420-34JB0	.FILTER	1	
3	15424-09JB0	.O RING	2	
4	15120-23K00	PLATE, FUEL PUMP	1	
5	15201-23K00	O RING, FUEL PUMP	1	
6	15810-23K00	HOSE, FUEL	1	
7	01547-0610A	BOLT	5	
8	34810-23K00	GAUGE ASSY, FUEL LEVEL SENDER	1	

FIG.180A

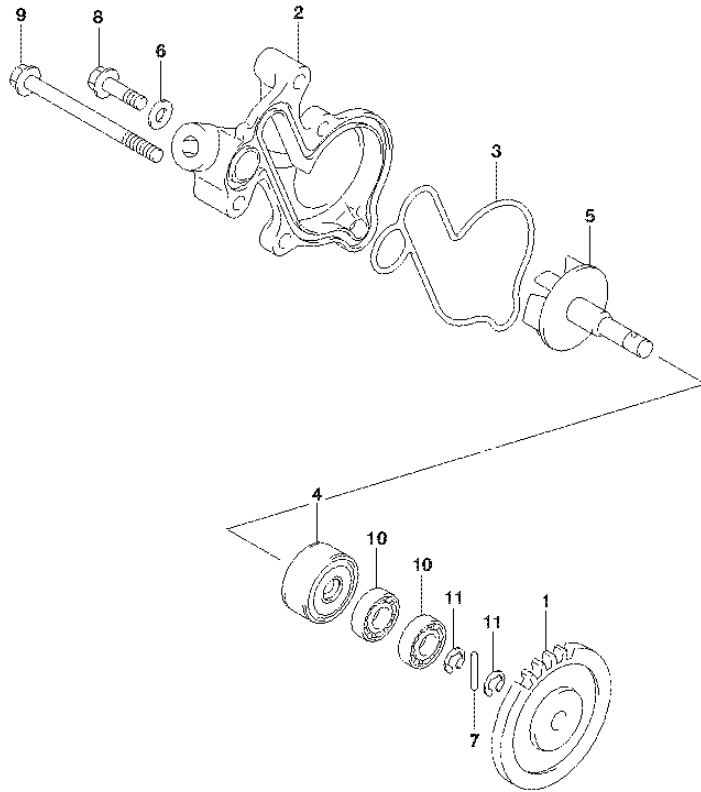


FIG.180A (1-C-4) WATER PUMP

REF NO.	PART NO.	DESCRIPTION	Q'TY	REMARKS
1	16331-12K00	GEAR, WATER PUMP DRIVEN (NT:30)	1	
2	17410-12K20	CASE, WATER PUMP (BLACK)	1	
3	17431-12K00	O RING, WATER PUMP CASE	1	
4	17461-12K00	SEAL, WATER PUMP SHAFT OIL	1	
5	17510-12K00	SHAFT, WATER PUMP	1	
6	09168-06018	GASKET (6.2X13X1.2)	1	
7	09261-02001	PIN (2.5X19.8)	1	
8	01547-0620A	BOLT	3	
9	01547-0675A	BOLT	2	
10	08113-06080	BEARING	2	
11	08332-1106A	E RING	2	



FIG.185A

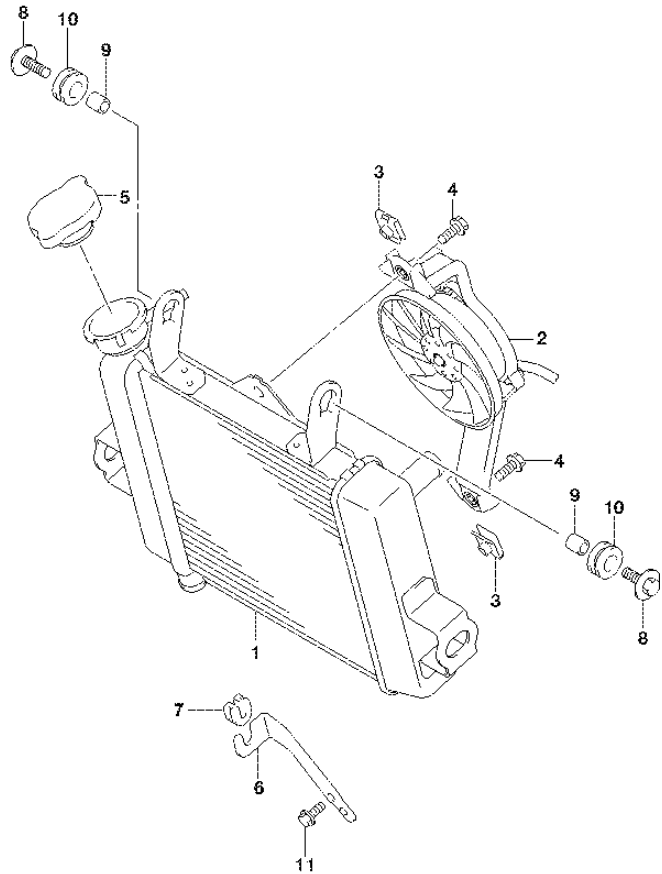


FIG.185A (1-C-5) RADIATOR

REF NO.	PART NO.	DESCRIPTION	Q'TY	REMARKS
1	17710-23K00	RADIATOR ASSY, WATER	1	
2	17800-12K00	FAN ASSY	1	
3	17802-12K00	NUT	2	
4	01550-0616A	BOLT	2	
5	17730-14G00	CAP, RADIATOR(1.1)	1	
6	17751-12K00	BRACKET, RADIATOR LOWER	1	
7	17781-12J00	CUSHION	1	
8	09116-06111	BOLT (6X20)	2	
9	09180-06310	SPACER (6.5X10X10)	2	
10	09320-10501	CUSHION	2	
11	01550-0610A	BOLT	1	

FIG.187A

FIG.187A (1-C-6) RADIATOR HOSE

REF NO.	PART NO.	DESCRIPTION	Q'TY	REMARKS
1	17670-12K10	THERMOSTAT, WATER	1	
2	17661-12K01	COVER, THERMOSTAT	1	
3	01547-0620A	BOLT	2	
4	17851-23K00	HOSE, RADIATOR INLET	1	
5	17852-12K00	HOSE, RADIATOR OUTLET	1	
6	17856-12K00	HOSE, WATER BYPASS	1	
7	09401-10417	CLIP	2	
8	09401-20414	CLIP	2	
9	09402-27002	CLAMP	2	
10	17910-23K00	TANK ASSY, RESERVOIR	1	
11	17931-31J10	.CAP, WATER RESERVOIR TANK	1	
12	17920-23K00	BRACKET, RESERVOIR TANK	1	
13	17981-23K00	HOSE, RESERVOIR TANK INLET	1	
14	09111-06063	BOLT (6X12)	2	
15	09352-50001-280	HOSE	1	
16	09401-08402	CLIP	2	
17	01547-0612A	BOLT	2	

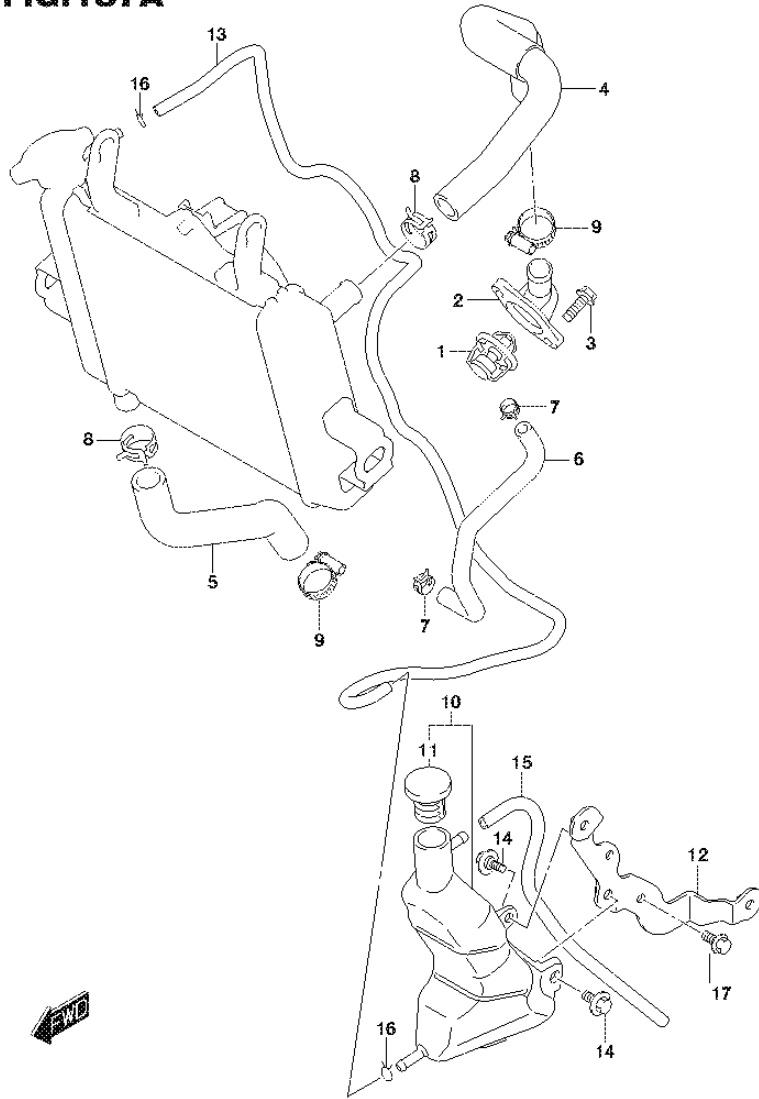


FIG.201A

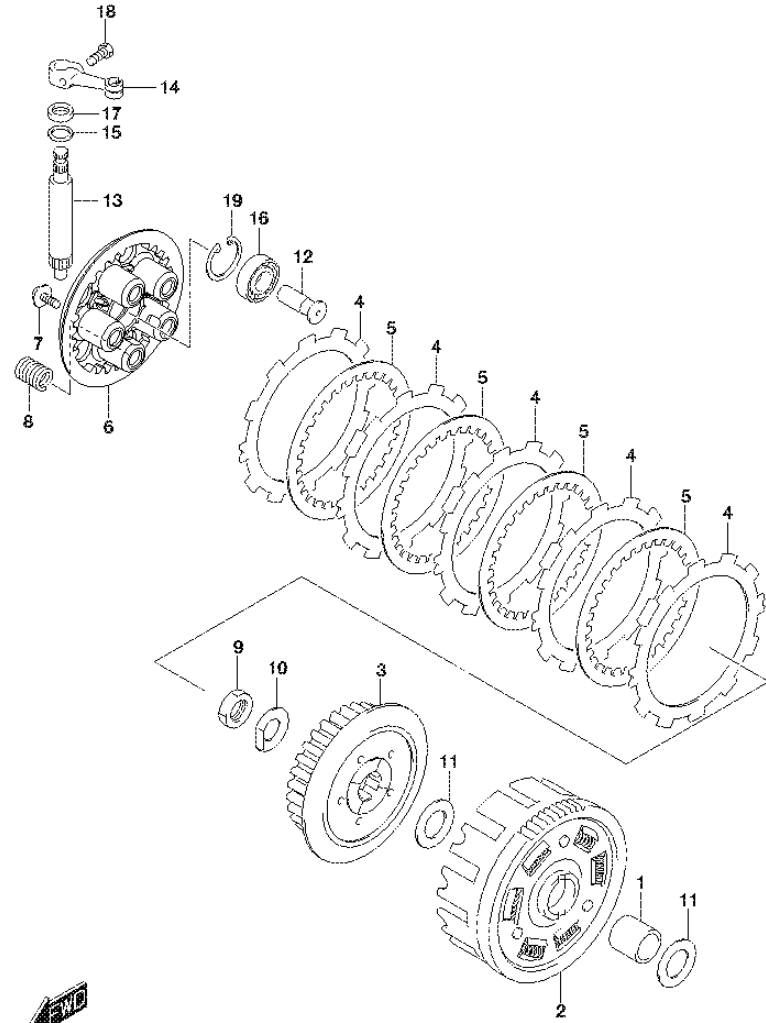


FIG.201A (1-C-7) CLUTCH

REF NO.	PART NO.	DESCRIPTION	Q'TY	REMARKS
1	21251-12K01	SPACER, PRIMARY DRIVEN GEAR	1	
2-1	21200-12K10-0A0	GEAR ASSY, PRIMARY DRIVEN (NT:69)	1	GREEN
2-2	21200-12K10-0B0	GEAR ASSY, PRIMARY DRIVEN (NT:69)	1	PINK
3	21411-05241	HUB, CLUTCH SLEEVE	1	
4	21441-25G10	PLATE, DRIVE (T:3.0)	5	
5	21451-28040	PLATE, DRIVEN (T:1.6)	4	
6	21462-23K00	DISC, CLUTCH PRESSURE	1	
7	09116-05147	BOLT (5X16)	5	
8	09440-15042	SPRING	5	
9	21414-12K00	NUT	1	
10	09169-16009	WASHER	1	
11	08211-20352	WASHER	2	
12	23165-28G60	RACK, CLUTCH RELEASE	1	
13	23261-12K00	PINION, RELEASE	1	
14	23271-47E20	ARM, RELEASE	1	
15	09160-12086	WASHER (12.5X17X1)	1	
16	08110-62000	BEARING	1	
17	09285-10008	SEAL (10X17X5)	1	
18	01500-0616B	BOLT	1	
19	08331-41309	CIRCLIP	1	

FIG.206A

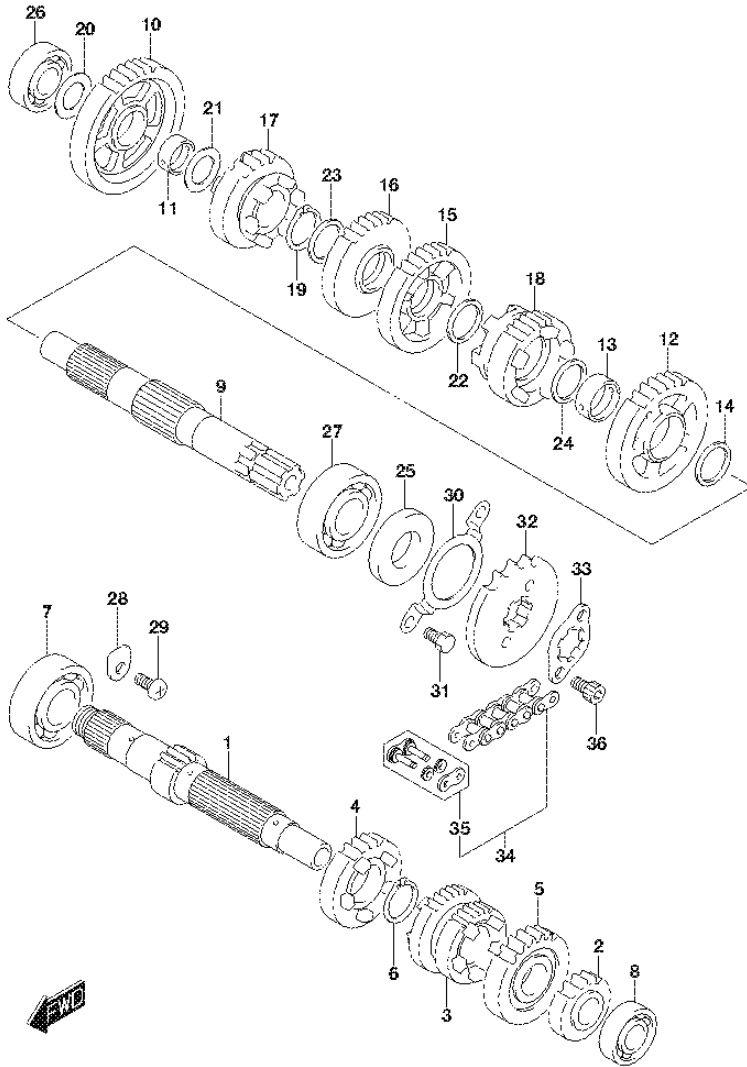


FIG.206A (1-C-8) TRANSMISSION

REF NO.	PART NO.	DESCRIPTION	Q'TY	REMARKS
1	24121-12K10	COUNTERSHAFT (NT:13)	1	
2	24221-12K10	GEAR, 2ND DRIVE (NT:15)	1	
3	24231-12K10	GEAR, 3RD/4TH (NT:21/23)	1	
4	24251-12K10	GEAR, 5TH DRIVE (NT:22)	1	
5	24261-12K10	GEAR, 6TH DRIVE (NT:27)	1	
6	09380-20019	CIRCLIP	1	
7	08110-62040	BEARING	1	RH
8	08120-60027	BEARING	1	LH
9	24131-12K30	SHAFT, DRIVE	1	
10	24311-12K10	GEAR, 1ST DRIVEN (NT:38)	1	
11	24312-12K00	BUSH, 1ST DRIVEN GEAR	1	
12	24321-12K10	GEAR, 2ND DRIVEN (NT:29)	1	
13	24322-12K00	BUSH, 2ND DRIVEN GEAR	1	
14	24323-12K00	WASHER, 2ND DRIVEN GEAR LH	1	
15	24331-12K10	GEAR, 3RD DRIVEN (NT:31)	1	
16	24341-12K10	GEAR, 4TH DRIVEN (NT:28)	1	
17	24351-12K10	GEAR, 5TH DRIVEN (NT:23)	1	
18	24361-12K10	GEAR, 6TH DRIVEN (NT:25)	1	
19	09380-20019	CIRCLIP	1	
20	08211-15251	WASHER	1	

FIG.206A

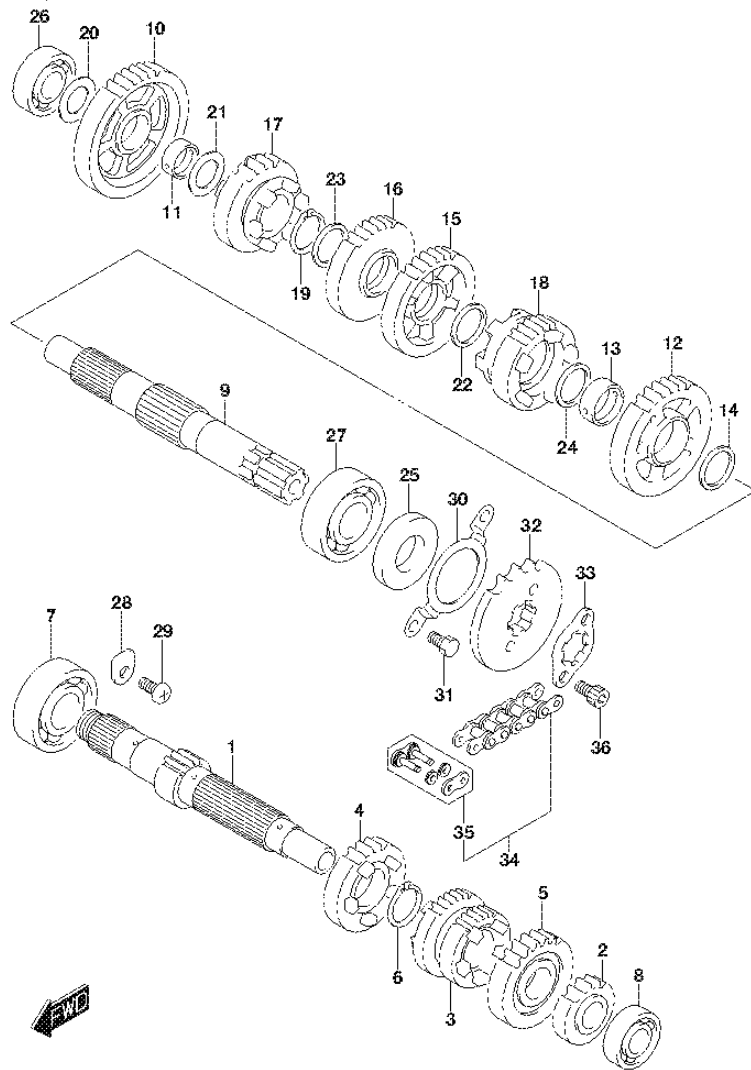
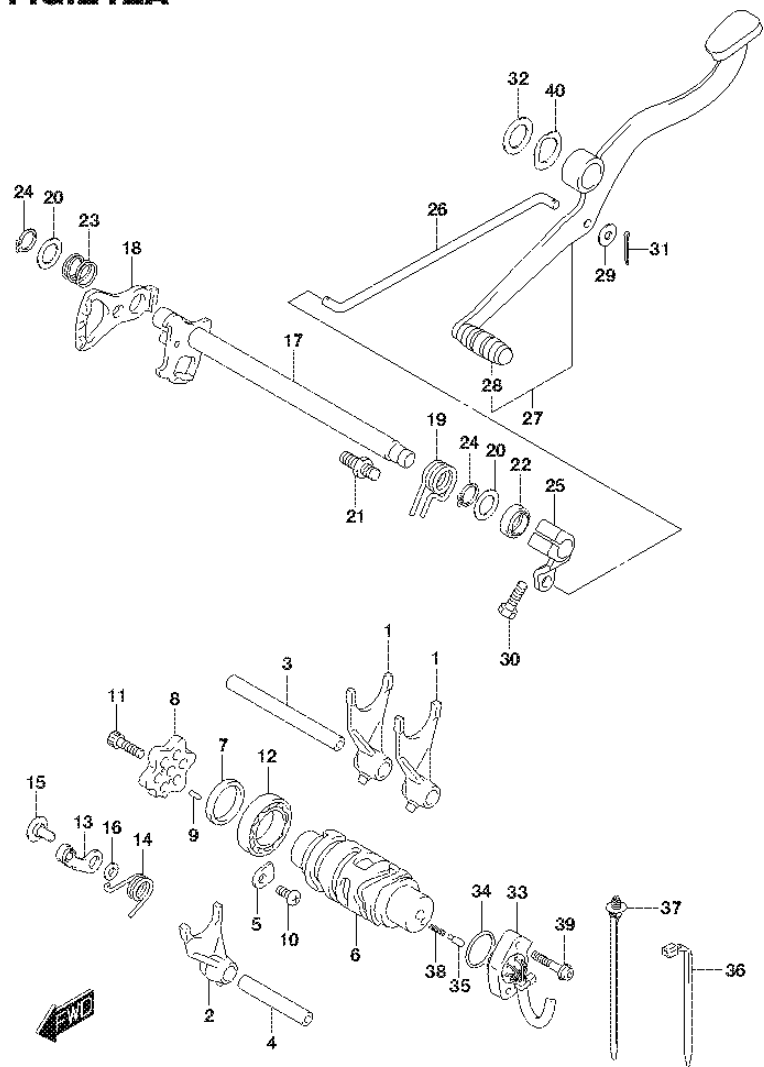


FIG.206A (1-C-9) TRANSMISSION

REF NO.	PART NO.	DESCRIPTION	Q'TY	REMARKS
21	08211-16251	WASHER	1	
22	08211-20241	WASHER	1	
23	08211-20241	WASHER	1	
24	09181-20139	SHIM (20X26X1)	1	
25	24399-12K00	SEAL, DRIVE SHAFT OIL	1	
26	08110-62020	BEARING	1	
27	08120-62040	BEARING	1	
28	24741-20A10	RETAINER, CNTR SHAFT BEARING	1	
29	02112-0612A	SCREW	1	
30	24751-05210	RETAINER, DRIVE SHAFT OIL SEAL	1	
31	01500-0610A	BOLT	2	
32	27511-23K00	SPROCKET, ENGINE (NT:15)	1	
33	27512-25G00	PLATE, ENGINE SPROCKET	1	
34	27610-12K00-122	CHAIN ASSY (RK 428KL0)	1	
35	27620-12K00	.JOINT, LINK (RK)	1	
36	07130-0610A	BOLT	2	

FIG.212A

FIG.212A (1-C-10) GEAR SHIFTING



REF NO.	PART NO.	DESCRIPTION	Q'TY	REMARKS
1	25211-12K00	FORK, GEAR SHIFTING NO.1	2	
2	25231-12K00	FORK, GEAR SHIFTING NO.3	1	
3	25411-25G10	SHAFT, GEAR SHIFTING NO.1	1	
4	25421-25G10	SHAFT, GEAR SHIFTING NO.2	1	
5	24741-20A10	RETAINER	1	
6	25311-12K00	CAM, GEAR SHIFTING	1	
7	25312-12K00	SPACER, GEAR SHIFT CAM BRG	1	
8	25381-12K00	PLATE, GEAR SHIFT CAM	1	
9	09261-03002	PIN (3X9.8)	2	
10	02112-0612A	SCREW	1	
11	07130-0620A	BOLT	1	
12	08113-69050	BEARING	1	
13	25350-26D01	STOPPER, CAM	1	
14	25355-12K00	SPRING, STOPPER	1	
15	25357-22J00	BOLT, SHIFT CAM STOPPER	1	
16	08211-06121	WASHER	1	
17	25510-12K10	SHAFT, GEAR SHIFTING	1	
18	25512-12K00	PLATE, GEAR SHIFT CAM	1	
19	25518-12K00	SPRING, SHIFT SHAFT RETURN	1	
20	25519-25G00	WASHER (14X22X1)	2	
21	25671-22J10	STOPPER, GEAR SHIFT	1	
22	09283-14014	SEAL (14X22X6)	1	
23	09440-17013	SPRING	1	
24	08331-31149	CIRCLIP	2	

FIG.240A

FIG.240A (1-C-12) KICK STARTER

REF NO.	PART NO.	DESCRIPTION	Q'TY	REMARKS
1	26211-12K00	SHAFT, KICK STARTER	1	
2	26231-09430	STARTER, KICK	1	
3	26221-30A00	GUIDE, SPRING	1	
4	09448-38004	SPRING	1	
5-1	26241-12K00	GEAR, DRIVE (NT:21)	1	
5-2	26241-12K10	GEAR, DRIVE (NT:21)	1	
6	08211-16241	WASHER	1	
7	09440-30007	SPRING	1	
8	09283-16008	OIL SEAL (16X24X5)	1	
9	08211-14321	WASHER	1	
10	26232-09410	GUIDE, KICK STARTER	1	
11	26233-09400	STOPPER, KICK STARTER	1	
12	01500-0616A	BOLT	2	
13	26300-23K00	LEVER ASSY, KICK STARTER	1	
14	01500-0825B	BOLT	1	

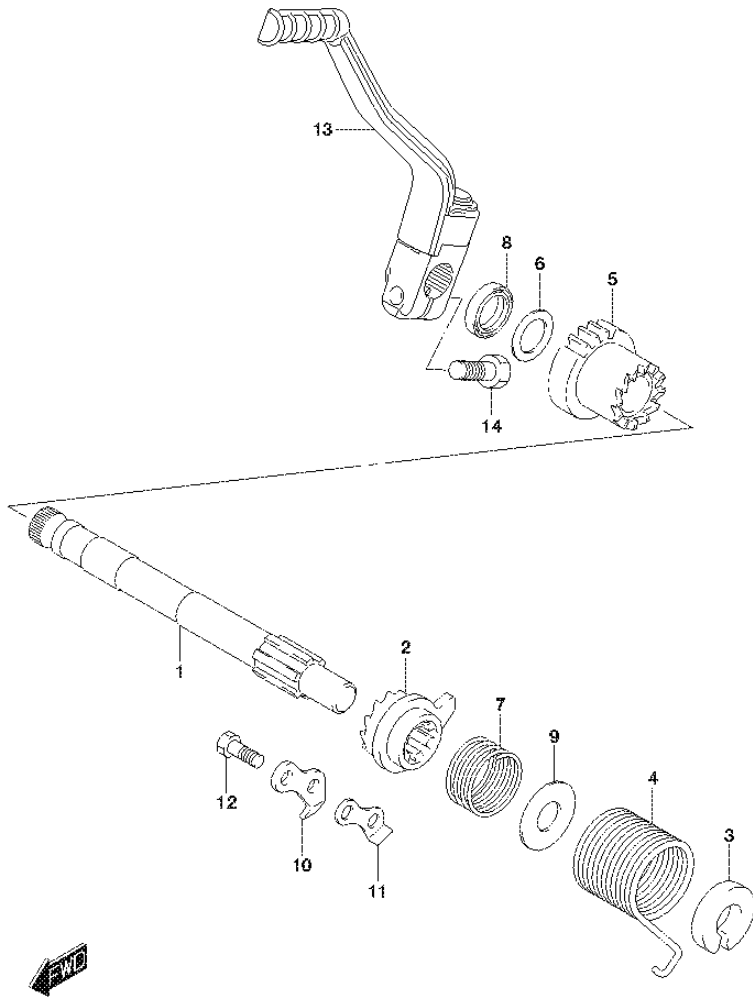


FIG.301A

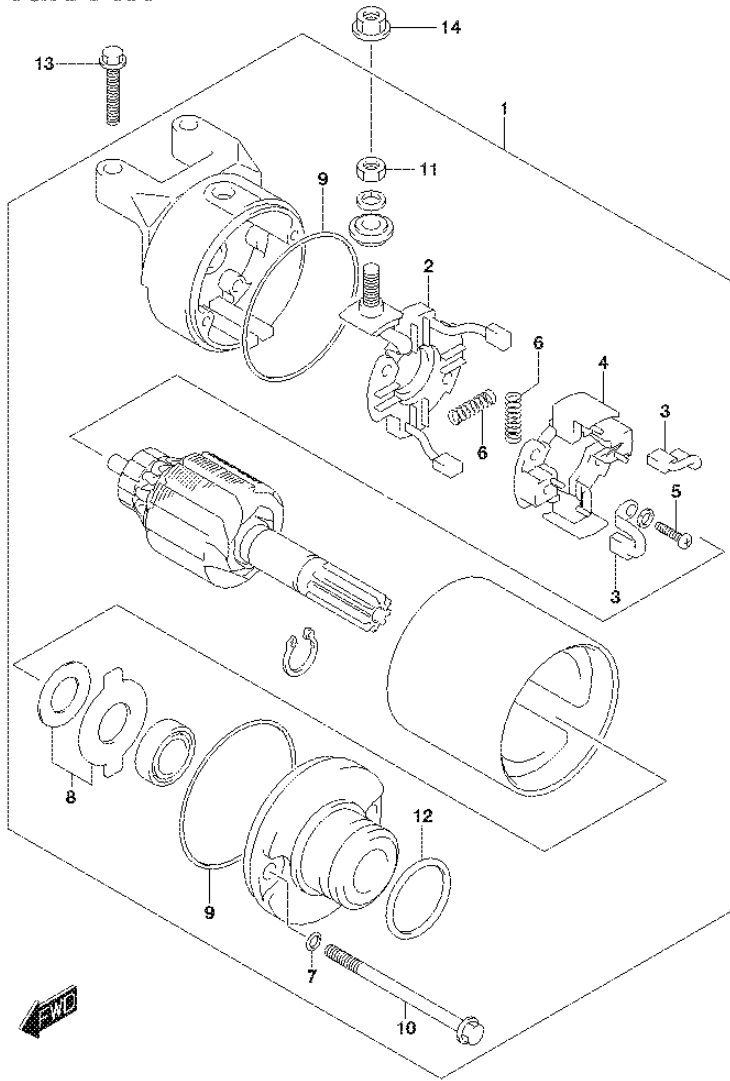


FIG.301A (1-C-13) STARTING MOTOR

REF NO.	PART NO.	DESCRIPTION	Q'TY	REMARKS
1	31100-12K00	MOTOR ASSY, STARTING	1	
2	31130-12K00	.BRUSH TERMINAL SET	1	
3	31132-12K00	.BRUSH HOLDER SET	2	
4	31133-12K00	.HOLDER,BRUSH	1	
5	31134-12K00	.SCREW	2	
6	31135-05530	.SPRING	4	
7	31156-12K00	.O RING	2	
8	31170-12K00	.WASHER SET	1	
9	31264-05530	.O RING	2	
10	31281-12K00	.BOLT	2	
11	08310-12K00	.NUT	1	
12	09280-12K00	.O RING	1	
13	01547-0625A	BOLT	2	
14	08361-3506A	NUT	1	

FIG.303A

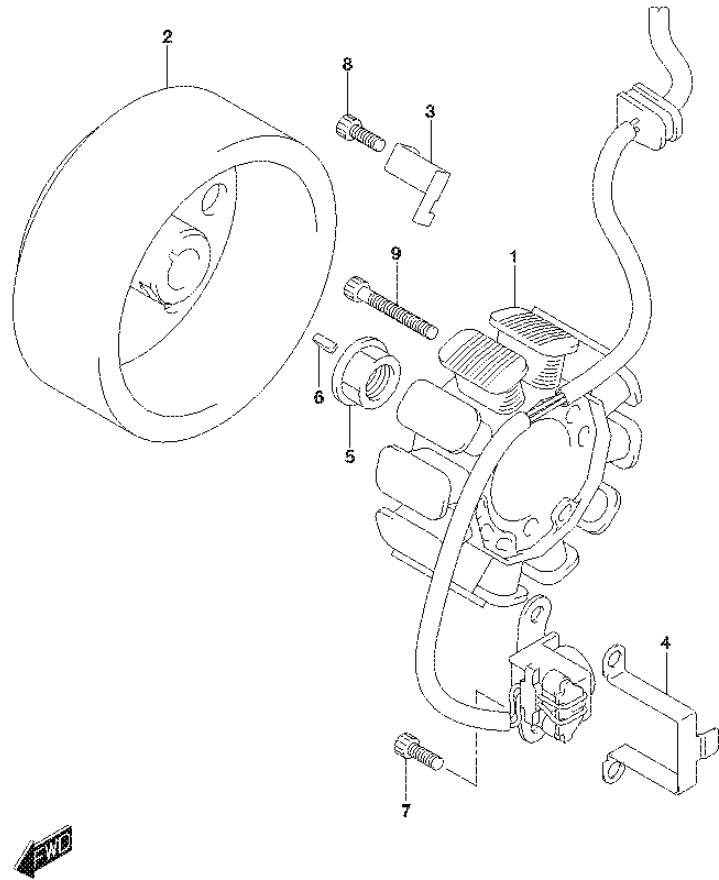


FIG.303A (1-C-14) MAGNETO

REF NO.	PART NO.	DESCRIPTION	Q'TY	REMARKS
1	32101-12K10	STATOR ASSY	1	
2	32102-12K10	ROTOR ASSY	1	
3	32371-12K00	CLAMP, MAGNET LEAD	1	
4	32371-16H00	CLAMP, MAGNET LEAD	1	
5	09159-14037	NUT	1	
6	09420-03008	KEY	1	
7	07130-0512A	BOLT	2	
8	07130-0512A	BOLT	1	
9	07130-0535A	BOLT	3	

FIG.310A

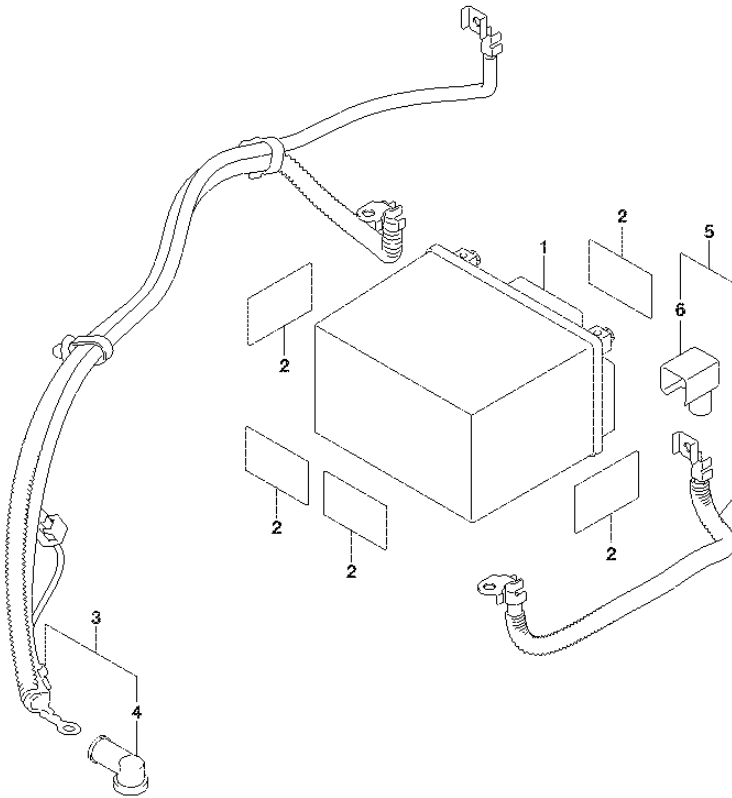


FIG.310A (1-C-15) BATTERY

REF NO.	PART NO.	DESCRIPTION	Q'TY	REMARKS
1	33610-25G90	BATTERY (FB FTZ6V,12V5AH)	1	
2	33652-38000	PROTECTOR	5	
3	33810-23K00	WIRE, STARTER MOTOR	1	
4	31861-48B10	.CAP	1	
5	33820-23K00	WIRE, BATTERY PLUS	1	
6	33624-23K00	.CAP	1	

FIG.312A

FIG.312A (1-D-2) ELECTRICAL

REF NO.	PART NO.	DESCRIPTION	Q'TY	REMARKS
1	32800-23K00	RECTIFIER ASSY	1	
2	32832-23K00	PLATE, RECTIFIER	1	
3	09111-06054	BOLT (6X14.6)	1	
4	09160-06028	WASHER (6.5X18X1)	2	
5	09180-06325	SPACER (6.2X8.4X6.9)	1	
6	09180-06375	SPACER, RECTIFIER	2	
7	09320-08507	CUSHION, RECTIFIER	2	
8	01550-0625A	BOLT	1	
9	01550-0635A	BOLT	1	
10	32920-23K30	CONTROL UNIT, FI	1	
11	32942-23K00	PROTECTOR, FI CONTROL UNIT	1	
12	33960-27G00	SENSOR ASSY, FUEL CUT	1	
13	33410-40J10	COIL ASSY, IGNITION	1	
14	01547-0620A	BOLT	2	
15	33510-25G00	CAP, SPARK PLUG	1	
16	33541-25G00	SEAL, SPARK PLUG	1	
17	33542-25G10	SEAL, HIGH TENSION CORD	1	
18	31800-33G20	RELAY ASSY, STARTING MOTOR	1	
19	31861-47E00	.COVER	1	
20	09481-20102	.FUSE (20A)	2	
21	09128-06013	SCREW (6X8)	2	

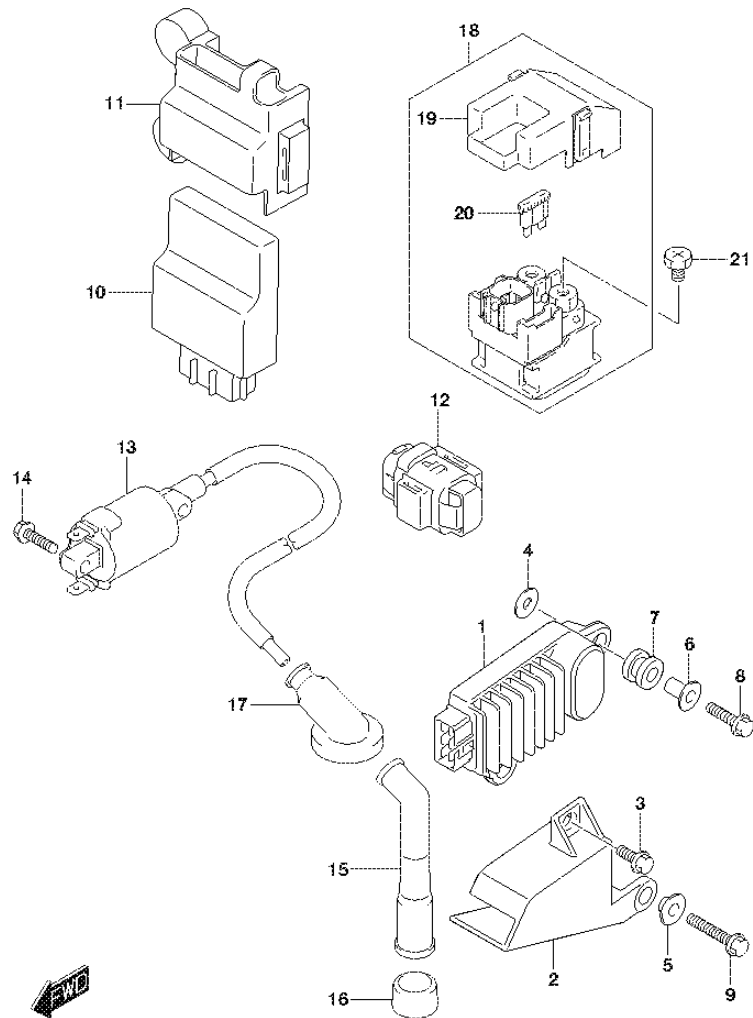


FIG.330A

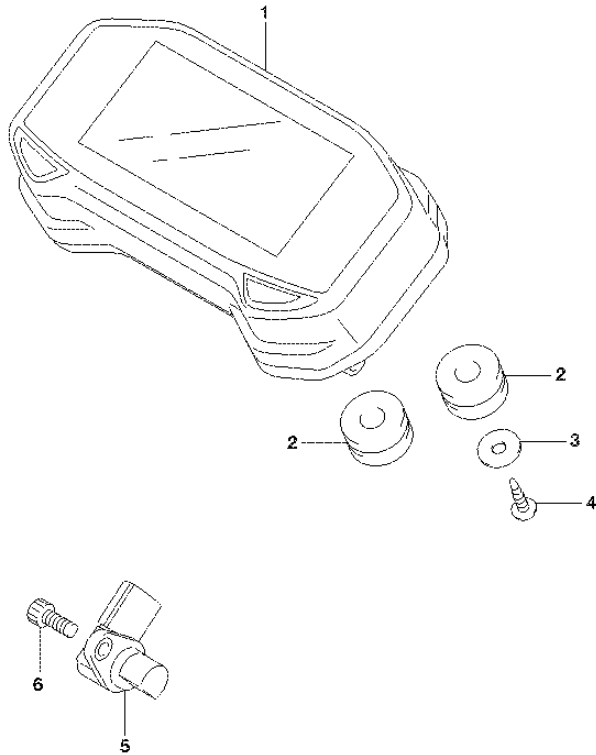


FIG.330A (1-D-3) SPEEDOMETER

REF NO.	PART NO.	DESCRIPTION	Q'TY	REMARKS
1	34100-12K11	SPEEDOMETER	1	
2	34189-30H30	CUSHION, SPEEDOMETER	3	
3	09160-04026	WASHER (4.5X16X1.2)	1	
4	03541-0416A	SCREW	1	
5	34990-12K00	SENSOR, SPEED	1	
6	07130-0512B	BOLT	1	

FIG.333A

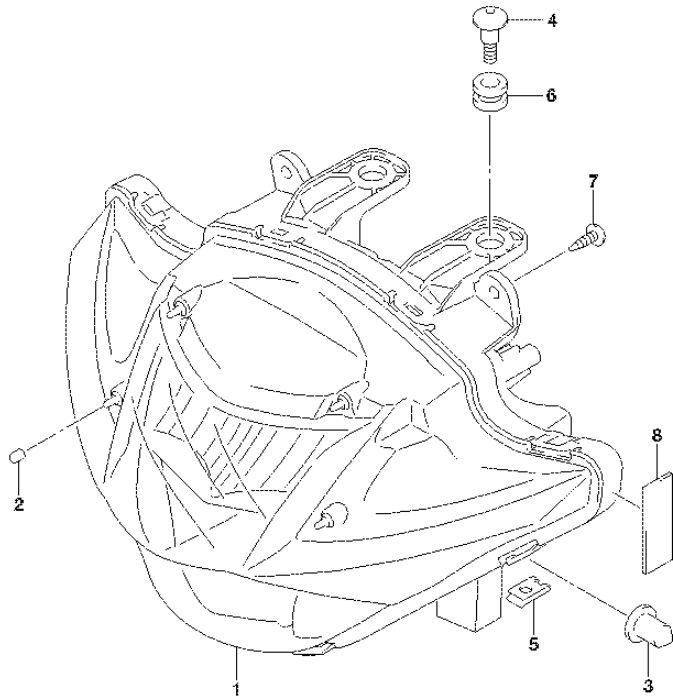


FIG.333A (1-D-4) HEADLAMP

REF NO.	PART NO.	DESCRIPTION	Q'TY	REMARKS
1	35100-23KA0	LAMP ASSY, FRONT COMB	1	
2	44294-43H00	CUSHION, HEDLAMP COVER	4	
3	51831-30H00	CUSHION, HEDLAMP BRACE	2	
4	09139-06190	SCREW (6X20)	2	
5	09148-05080	NUT	2	
6	09320-09016	CUSHION	2	
7	03541-0512A	SCREW	2	
8	94435-23K00	CUSHION, HEADLAMP	2	



FIG.334A

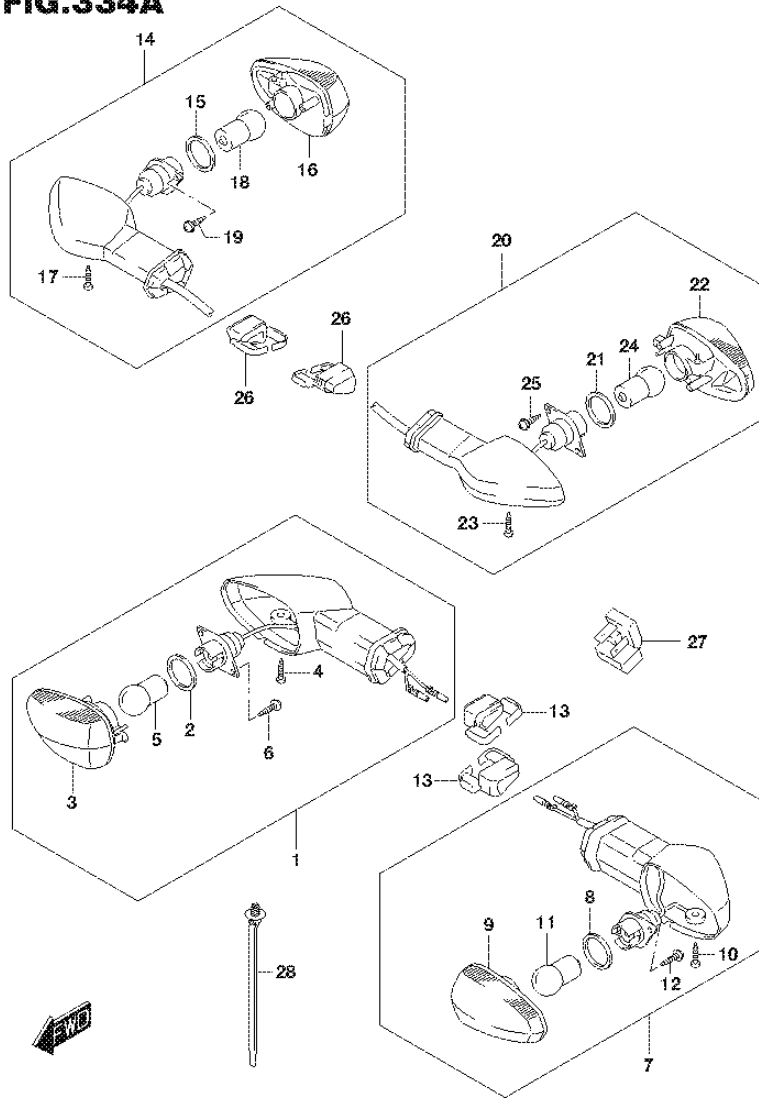


FIG.334A (1-D-5) TURNSIGNAL LAMP

REF NO.	PART NO.	DESCRIPTION	Q'TY	REMARKS
1	35601-34J21	LAMP ASSY, FRONT TURNSIGNAL RH	1	
2	35613-34J00	.GASKET	1	
3	35614-34J10	.LAMP UNIT	1	
4	35623-34JB0	.SCREW	1	
5	09471-12226	.BULB (12V,10W)	1	AMBER
6	35623-34JA0	.SCREW	2	
7	35602-34J21	LAMP ASSY, FRONT TURNSIGNAL LH	1	
8	35613-34J00	.GASKET	1	
9	35634-34J10	.LAMP UNIT	1	
10	35623-34JB0	.SCREW	1	
11	09471-12226	.BULB (12V,10W)	1	AMBER
12	35623-34JA0	.SCREW	2	
13	35629-34J10	PLATE, TURNSIGNAL	2	
14	35603-34J21	LAMP ASSY, REAR TURNSIGNAL RH	1	
15	35613-34J00	.GASKET	1	
16	35634-34J10	.LAMP UNIT	1	
17	35623-34JB0	.SCREW	1	
18	09471-12226	.BULB (12V,10W)	1	AMBER
19	35623-34JA0	.SCREW	2	
20	35604-34J21	LAMP ASSY, REAR TURNSIGNAL LH	1	
21	35613-34J00	.GASKET	1	
22	35614-34J10	.LAMP UNIT	1	
23	35623-34JB0	.SCREW	1	
24	09471-12226	.BULB (12V,10W)	1	AMBER
25	35623-34JA0	.SCREW	2	
26	35629-34J10	PLATE, REAR TURNSIGNAL	2	
27	38610-23J10	RELAY ASSY, TURNSIGNAL	1	
28	09407-17403	CLAMP	1	

FIG.339A

FIG.339A (1-D-6) REAR COMBINATION LAMP

REF NO.	PART NO.	DESCRIPTION	Q'TY	REMARKS
1	35710-23K00	LAMP ASSY, REAR COMBINATION	1	
2	09471-12083	.BULB (12V21/5W)	1	
3	35718-23K00	.CORD ASSY	1	
4	35650-23K00	.TUBE BREATH	1	
5	35693-23K00	PROTECTOR TUBE	1	
6	35781-23K00	CUSHION, REAR COMB LAMP	1	
7	35781-23K10	CUSHION, REAR COMB LAMP	1	
8	35781-45H00	CUSHION, REAR COMB LAMP	1	
9	09160-05050	WASHER (5.5X18X1)	3	
10	09320-09016	CUSHION	2	
11	09407-11401	CLAMP (L.95)	1	
12	03541-0516A	SCREW	3	
13	35910-23K00	LAMP ASSY, LICENSE	1	
14	35913-23K00	.RUBBER	1	
15	09160-05050	WASHER (5.5X18X1)	2	
16	03541-0512A	SCREW	2	
17	35970-28G00	REFLECTOR ASSY, REAR	1	
18	08316-1005A	NUT	1	
19	36990-25G20	CLAMP, LICENSE LAMP WIRE	1	

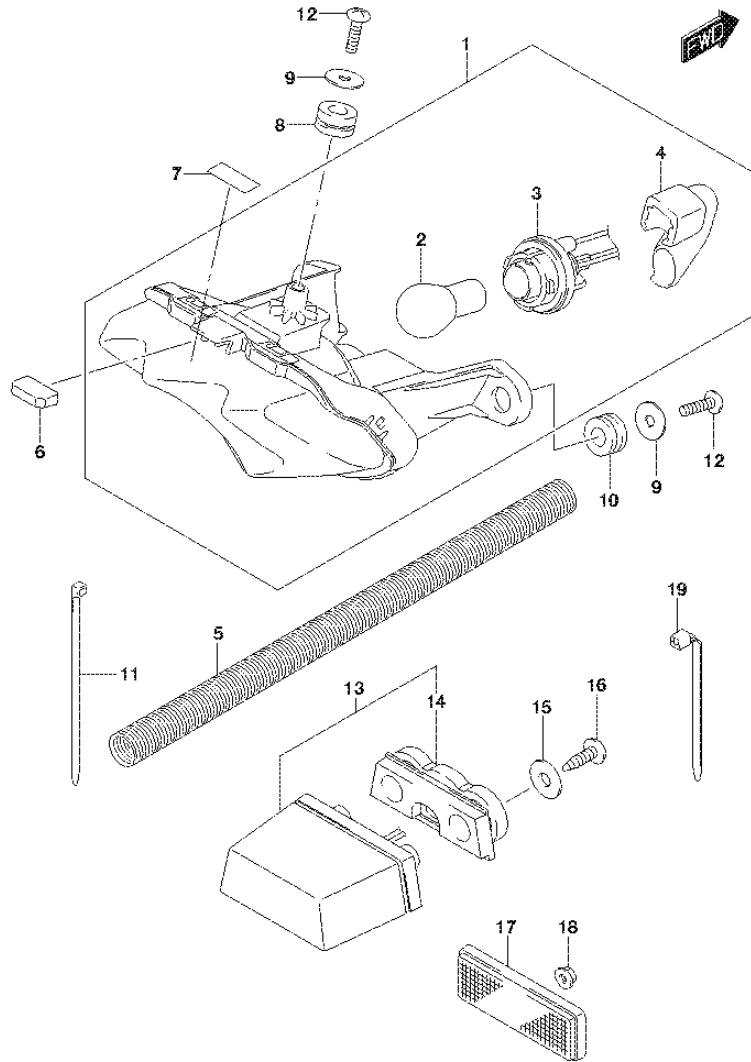


FIG.350A

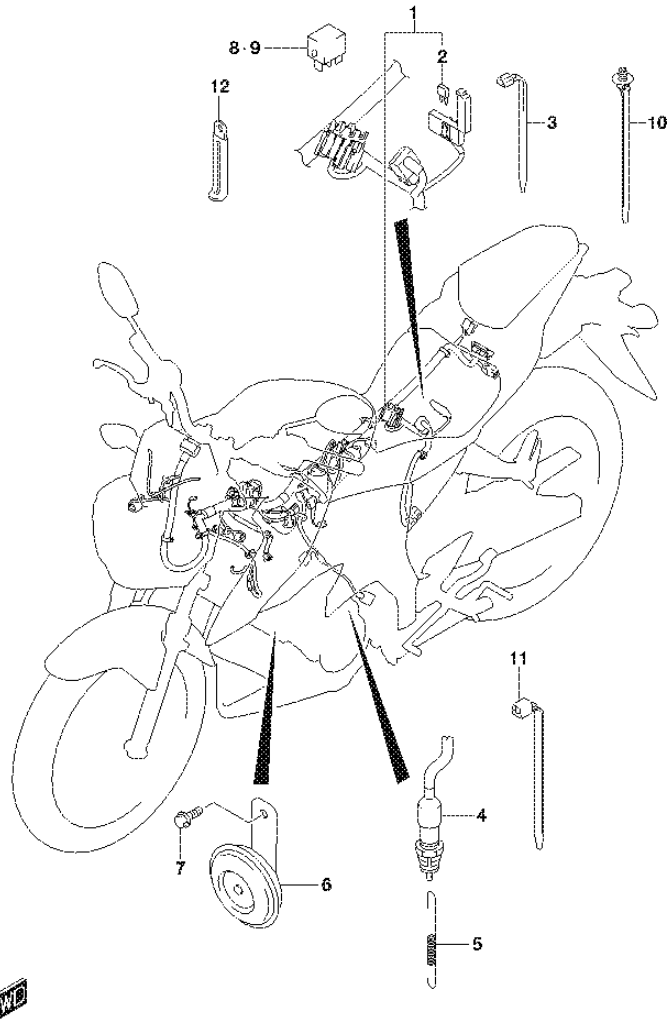


FIG.350A (1-D-7) WIRING HARNESS

REF NO.	PART NO.	DESCRIPTION	Q'TY	REMARKS
1	36610-23K00	HARNESS, WIRING	1	
2	09481-10501	.FUSE (10A)	2	
3	09407-14403	CLAMP (L:125)	1	
4	37740-12K10	SWITCH ASSY, STOP LAMP	1	
5	43232-34J00	SPRING, STOP LAMP SWITCH	1	
6	38500-23K00	HORN ASSY	1	
7	01550-0612A	BOLT	1	
8	38860-33J00	RELAY	1	MAIN
9	38860-33J00	RELAY	1	FAN MOTOR
10	09407-17403	CLAMP (L:154)	2	
11	09407-14407	CLAMP (L:145)	1	
12	09404-06429	CLAMP (L:45)	1	

FIG.352A

FIG.352A (1-D-8) LOCK SET (GSX-S150MFL8 P09)

REF NO.	PART NO.	DESCRIPTION	Q'TY	REMARKS
1	37101-23820	LOCK SET	1	
2	37100-23K00	.LOCK ASSY, STEERING	1	
3	37152-17K00	BOLT, STEERING LOCK	2	
4	09407-17403	CLAMP (L:154)	1	

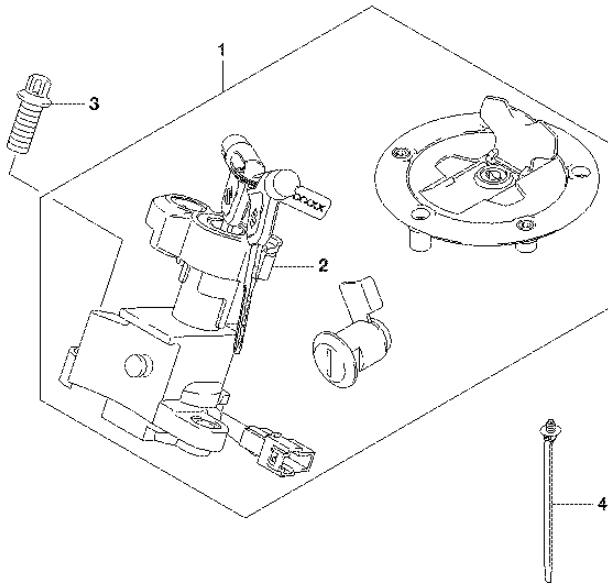


FIG.352B

FIG.352B (1-D-9) LOCK SET (GSX-S150MFXL8 P09)

REF NO.	PART NO.	DESCRIPTION	Q'TY	REMARKS
1	37101-23860	LOCK SET	1	
2	37100-23K00	.LOCK ASSY, STEERING	1	
3	37152-17K00	BOLT, STEERING LOCK	2	
4	09407-17403	CLAMP (L:154)	1	

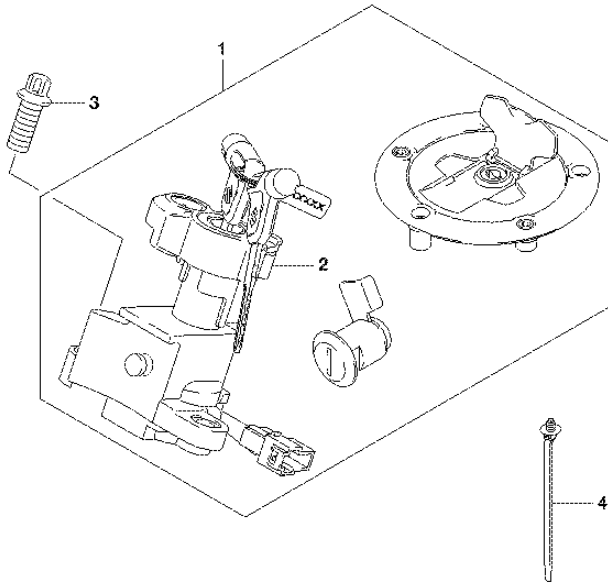


FIG.355A

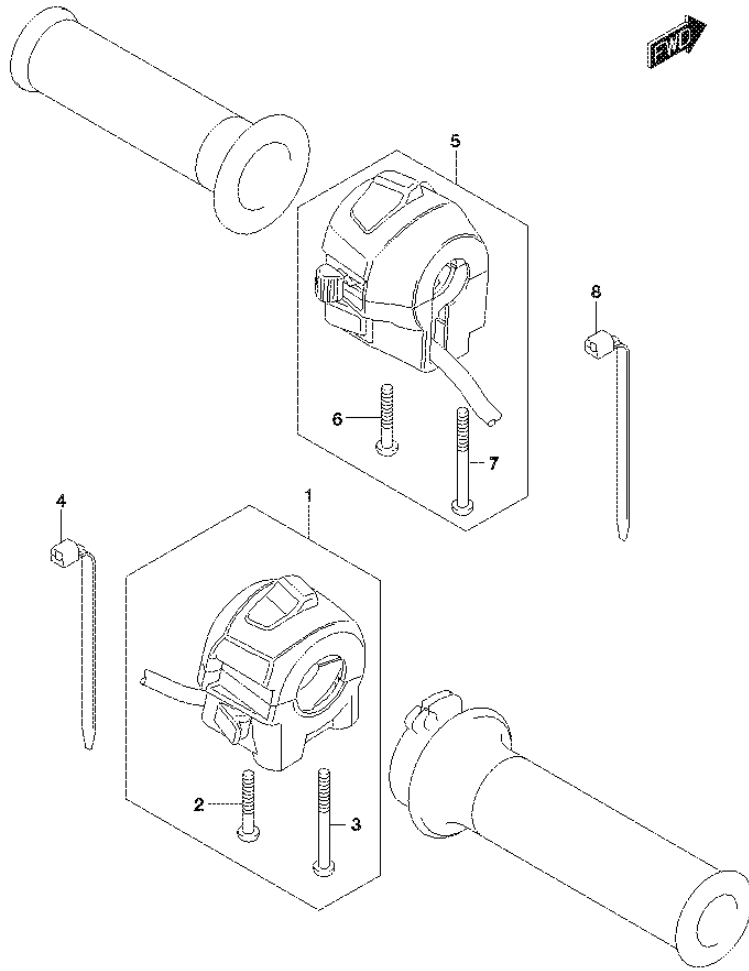


FIG.355A (1-D-10) HANDLE SWITCH

REF NO.	PART NO.	DESCRIPTION	Q'TY	REMARKS
1	37200-23K00	SWITCH ASSY, HANDLE RH	1	
2	02112-0530B	.SCREW	1	
3	02112-0545B	.SCREW	1	
4	09407-14407	CLAMP (L:145)	1	
5	37400-23K00	SWITCH ASSY, HANDLE LH	1	
6	02112-0520B	.SCREW	1	
7	02112-0540B	.SCREW	1	
8	09407-14407	CLAMP (L:145)	1	

FIG.401A

FIG.401A (1-D-11) FRAME

REF NO.	PART NO.	DESCRIPTION	Q'TY	REMARKS
1	41100-23K00	FRAME	1	

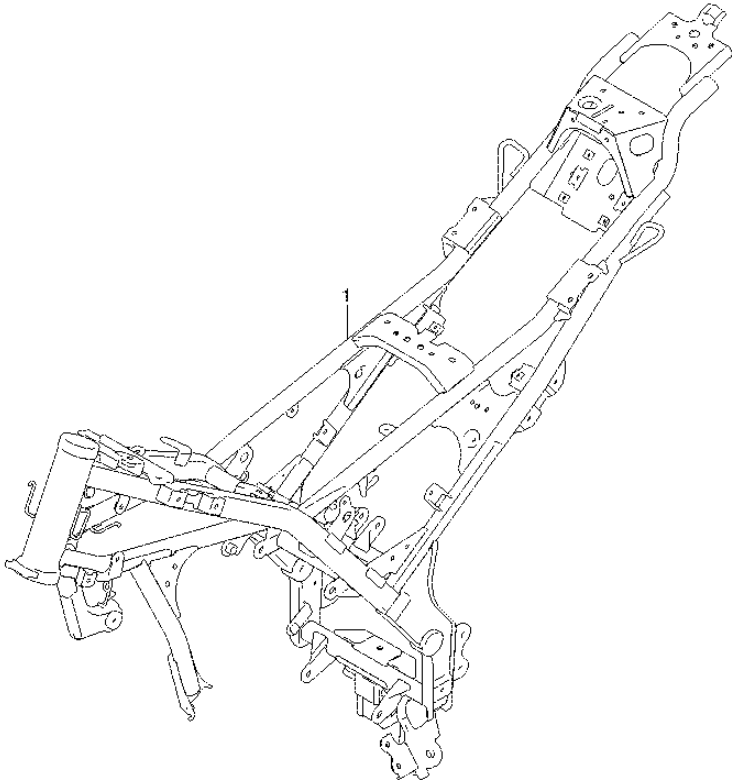


FIG.407A

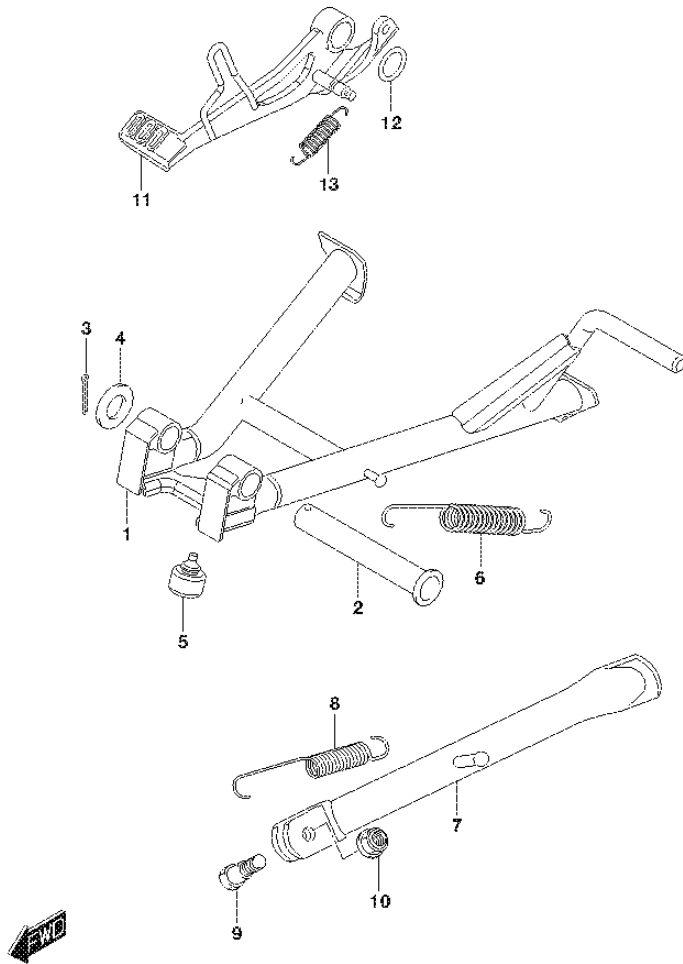


FIG.407A (1-D-12) STAND

REF NO.	PART NO.	DESCRIPTION	Q'TY	REMARKS
1	42100-23K00	STAND, CENTER	1	
2	42211-25G00	SHAFT, CENTER STAND	1	
3	04111-3025A	COTTER PIN	1	
4	08322-0116A	WASHER	1	
5	42272-09J00	CUSHION, CENTER STAND	1	
6	42241-23K00	SPRING, CENTER STAND	1	
7	42310-23K00	STAND, PROP	1	
8	09443-14077	SPRING	1	
9	42341-40J00	BOLT, PROP STAND	1	
10	08319-3110A	NUT	1	
11	43110-23K00	PEDAL, BRAKE	1	
12	09160-18022	WASHER (18X24X1)	1	
13	09443-11033	SPRING	1	

FIG.415A

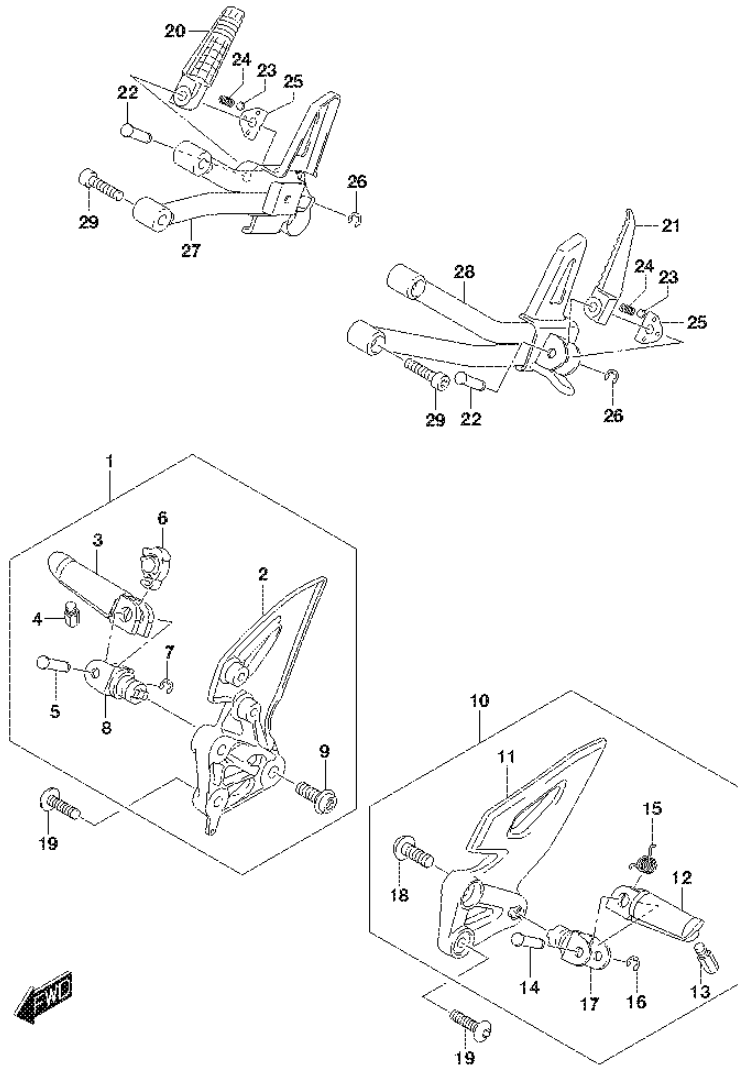


FIG.415A (1-D-13) FOOTREST

REF NO.	PART NO.	DESCRIPTION	Q'TY	REMARKS
1	43501-23K00	FOOTREST ASSY, FR RH	1	
2	43511-23K00	.BRACKET, FR FTRST RH	1	
3	43516-35F10	.BAR, FRONT FOOTREST RH	1	
4	43576-48B02	.BOLT, BANK SENSOR	1	
5	09208-08018	.PIN	1	
6	43532-34J00	.STOPPER, FR FOOTREST BAR	1	
7	08332-1106A	.E RING	1	
8	43530-23K00	.HOLDER, FOOTREST	1	
9	09106-10064	.BOLT (10X28)	1	
10	43502-23K00	FOOTREST ASSY, FR LH	1	
11	43521-23K00	.BRACKET, FR FTRST LH	1	
12	43526-35F10	.BAR, FRONT FOOTREST LH	1	
13	43576-48B02	.BOLT, BANK SENSOR	1	
14	09208-08018	.PIN	1	
15	09448-14037	.SPRING	1	
16	08332-1106A	.E RING	1	
17	43530-23K00	.HOLDER, FOOTREST	1	
18	09106-10064	.BOLT (10X28)	1	
19	09106-08196	BOLT (6X23)	4	
20	43611-37H00	BAR, PILLION RH	1	
21	43621-37H00	BAR, PILLION LH	1	
22	09208-08017	PIN	2	
23	06112-07004	BALL	2	
24	09440-05005	SPRING	2	
25	43816-01H02	PLATE, PILLION FOOTREST	2	
26	08332-1106A	E RING	2	
27	43810-23K00	BRACKET, PILLION FTRST RH	1	
28	43820-23K00	BRACKET, PILLION FTRST LH	1	
29	07130-0830A	BOLT	4	

FIG.420A

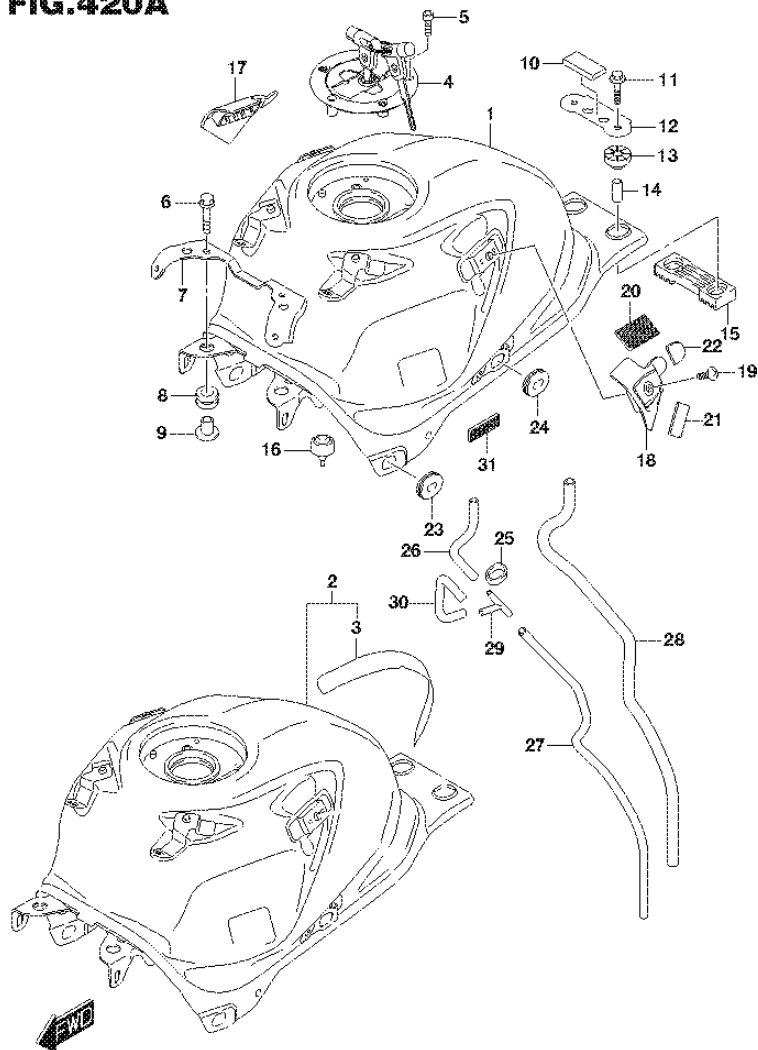


FIG.420A (1-D-14) FUEL TANK (GSX-S150MFL8 P09)

REF NO.	PART NO.	DESCRIPTION	Q'TY	REMARKS
1	44110-23K00-YZE	TANK ASSY, FUEL (RED)	1	FOR GTA
2	44100-23K20-291	TANK ASSY, FUEL (BLACK)	1	FOR 291
3	44283-23K00	.PROTECTOR,FUEL TANK	1	
4	44200-23870	CAP SET, FUEL TANK	1	
5	44244-23K00	BOLT (5X20)	3	
6	01550-0625A	BOLT	2	
7	47130-23KA0	BRACKET, FRM FR INR COVER	1	
8	44511-16G00	CUSHION, FUEL TANK FRONT	2	
9	44512-16G00	SPACER, FUEL TANK FRONT	2	
10	44542-48H00	CUSHION, FUEL TANK REAR BRKT	1	
11	01550-0635A	BOLT	2	
12	44146-48H00	WASHER, FUEL TANK REAR BRKT	1	
13	44541-23K00	CUSHION, FUEL TANK RR UPPER	2	
14	44544-05J00	SPACER, FUEL TANK REAR	2	
15	44542-23K10	CUSHION, FUEL TANK REAR LOWER	1	
16	44542-23K00	CUSHION, FUEL TANK SIDE	2	
17	44179-23KA0	BRACKET, FUEL TANK COVER RH	1	
18	44189-23KA0	BRACKET, FUEL TANK COVER LH	1	
19	02142-0610A	SCREW	2	
20	44572-13G00	FASTENER, FUEL TANK	2	
21	44183-23K00	CUSHION, FUEL TANK SIDE COVER	2	
22	44294-23K00	CUSHION, FUEL TANK COVER REAR	2	
23	94478-14J00	CUSHION, FUEL TANK LOWER FR	2	
24	94478-14J00	CUSHION, FUEL TANK LOWER RR	2	
25	09352-12163-010	HOSE, BRTHR CLAMP	1	
26	09352-50823-160	HOSE (5X8.2X160)	1	
27	09352-50823-480	HOSE (5X8.2X480)	1	
28	09352-70L05-650	HOSE (7X11X650)	1	
29	09367-06007	3WAY	1	
30	44424-23K10	HOSE, FUEL TANK BRTHR NO.3	1	
31	44572-23KA0	FASTENER, FUEL TANK	2	

COLOR : GTA=YZE(RED),YVU(BLACK)

FIG.420B

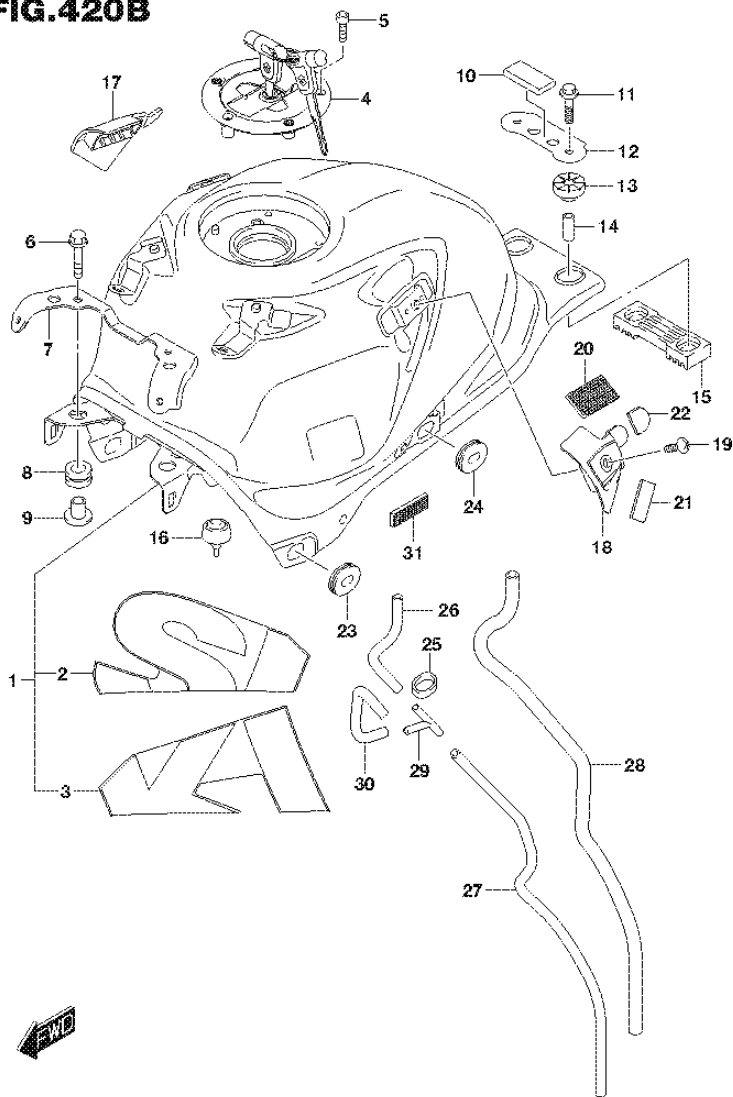


FIG.420B (1-D-15) FUEL TANK (GSX-S150MFL8 P09)

REF NO.	PART NO.	DESCRIPTION	Q'TY	REMARKS
1	44100-23K00-YSF	TANK ASSY, FUEL (BLUE)	1	
2	68115-23K00-BHB	.TAPE, FUEL TANK COVER RH (WHITE/BLUE)	1	
3	68125-23K00-BHB	.TAPE, FUEL TANK COVER LH (WHITE/BLUE)	1	
4	44200-23870	CAP SET, FUEL TANK	1	
5	44244-23K00	BOLT, FUEL TANK FILLER CAP	3	
6	01550-0625A	BOLT	2	
7	47130-23KA0	BRACKET, FRM FR INR COVER	1	
8	44511-16G00	CUSHION, FUEL TANK FRONT	2	
9	44512-16G00	SPACER, FUEL TANK FRONT	2	
10	44542-48H00	CUSHION, FUEL TANK REAR BRKT	1	
11	01550-0635A	BOLT	2	
12	44146-48H00	WASHER, FUEL TANK REAR BRKT	1	
13	44541-23K00	CUSHION, FUEL TANK RR UPPER	2	
14	44544-05J00	SPACER, FUEL TANK REAR	2	
15	44542-23K10	CUSHION, FUEL TANK REAR LOWER	1	
16	44542-23K00	CUSHION, FUEL TANK SIDE	2	
17	44179-23KA0	BRACKET, FUEL TANK COVER RH	1	
18	44189-23KA0	BRACKET, FUEL TANK COVER LH	1	
19	02142-0610A	SCREW	2	
20	44572-13G00	FASTENER, FUEL TANK	2	
21	44183-23K00	CUSHION, FUEL TANK SIDE COVER	2	
22	44294-23K00	CUSHION, FUEL TANK COVER REAR	2	
23	94478-14J00	CUSHION, FUEL TANK LOWER FR	2	
24	94478-14J00	CUSHION, FUEL TANK LOWER RR	2	
25	09352-12163-010	HOSE, BRTHR CLAMP	1	
26	09352-50823-160	HOSE (5X8.2X160)	1	
27	09352-50823-480	HOSE (5X8.2X480)	1	
28	09352-70L05-650	HOSE (7X11X650)	1	
29	09367-06007	3WAY	1	
30	44424-23K10	HOSE, FUEL TANK BRTHR NO.3	1	
31	44572-23KA0	FASTENER, FUEL TANK	2	

FIG.423A

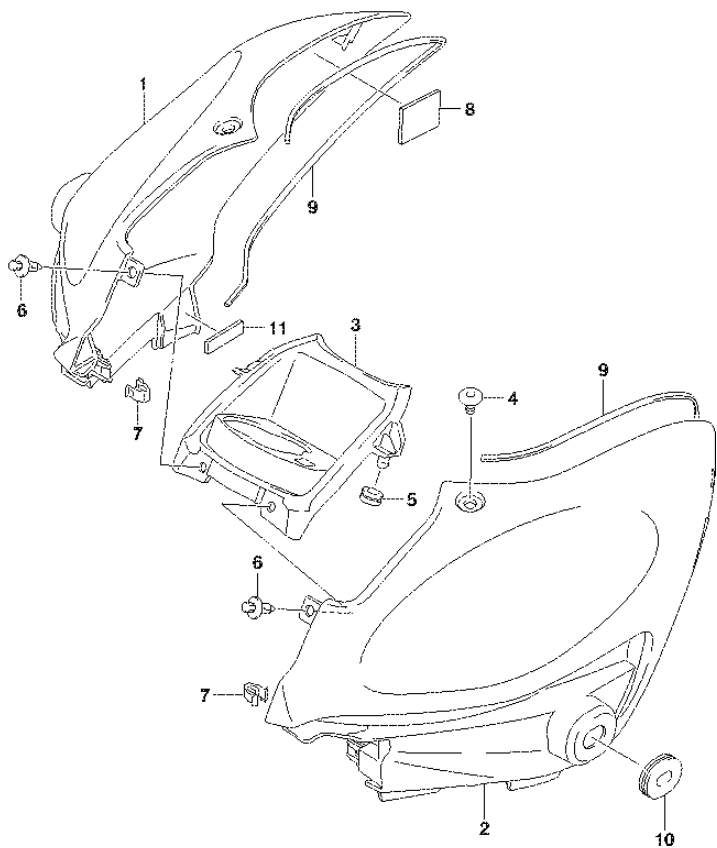


FIG.423A (1-E-2) FUEL TANK COVER (GSX-S150MFL8 P09)

REF NO.	PART NO.	DESCRIPTION	Q'TY	REMARKS
1-1	44292-23KA0-YVU	COVER, FUEL TANK RH (BLACK)	1	FOR GTA
1-2	44292-23KA0-291	COVER, FUEL TANK RH (BLACK)	1	FOR 291
2-1	44293-23KA0-YVU	COVER, FUEL TANK LH (BLACK)	1	FOR GTA
2-2	44293-23KA0-291	COVER, FUEL TANK LH (BLACK)	1	FOR 291
3	44291-23KA0	COVER, FUEL TANK CENTER	1	
4	44295-23K00	SCREW, FUEL TANK COVER	2	
5	09320-06016	CUSHION	2	
6	09409-06314	CLIP	2	
7	09409-08326	CLIP	2	
8	44572-13G00	FASTENER, FUEL TANK	2	
9	44277-23K00	CUSHION, FUEL TANK SIDE COVER	2	
10	94478-14J00	CUSHION, FRAME COVER FRONT	2	
11	44572-23KA0	FASTENER, FUEL TANK	2	

COLOR : GTA=YZE(RED),YVU(BLACK)

FIG.423B

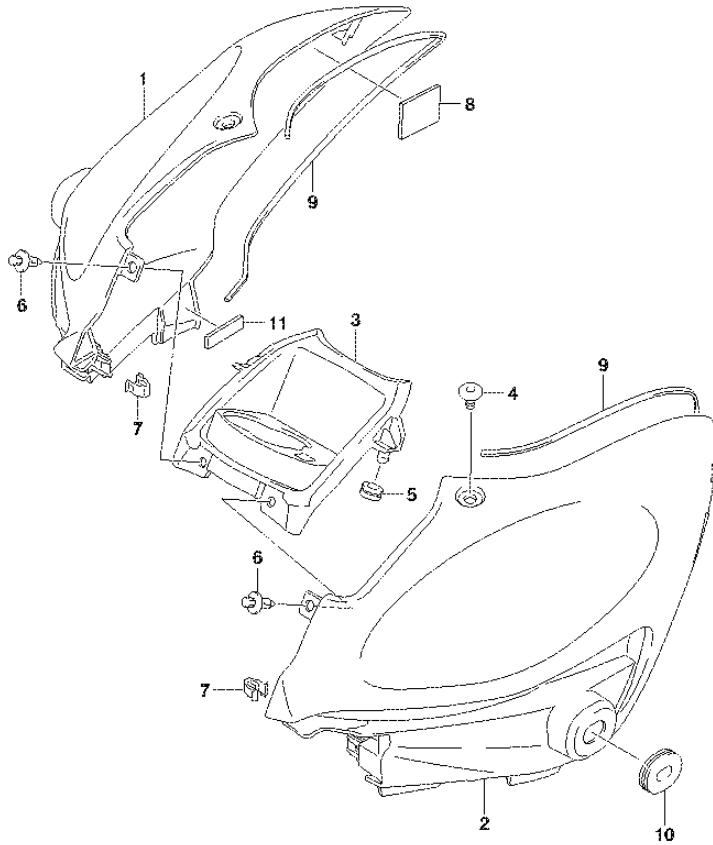


FIG.423B (1-E-3) FUEL TANK COVER (GSX-S150MFL8 P09)

REF NO.	PART NO.	DESCRIPTION	Q'TY	REMARKS
1	44292-23KA0-YSF	COVER, FUEL TANK RH (BLUE)	1	
2	44293-23KA0-YSF	COVER, FUEL TANK LH (BLUE)	1	
3	44291-23KA0	COVER, FUEL TANK CENTER	1	
4	44295-23K00	SCREW, FUEL TANK COVER	2	
5	09320-06016	CUSHION	2	
6	09409-06314	CLIP	2	
7	09409-08326	CLIP	2	
8	44572-13G00	FASTENER, FUEL TANK	2	
9	44277-23K00	CUSHION, FUEL TANK SIDE COVER	2	
10	94478-14J00	CUSHION, FRAME COVER FRONT	2	
11	44572-23KA0	FASTENER, FUEL TANK	2	

FIG.424A

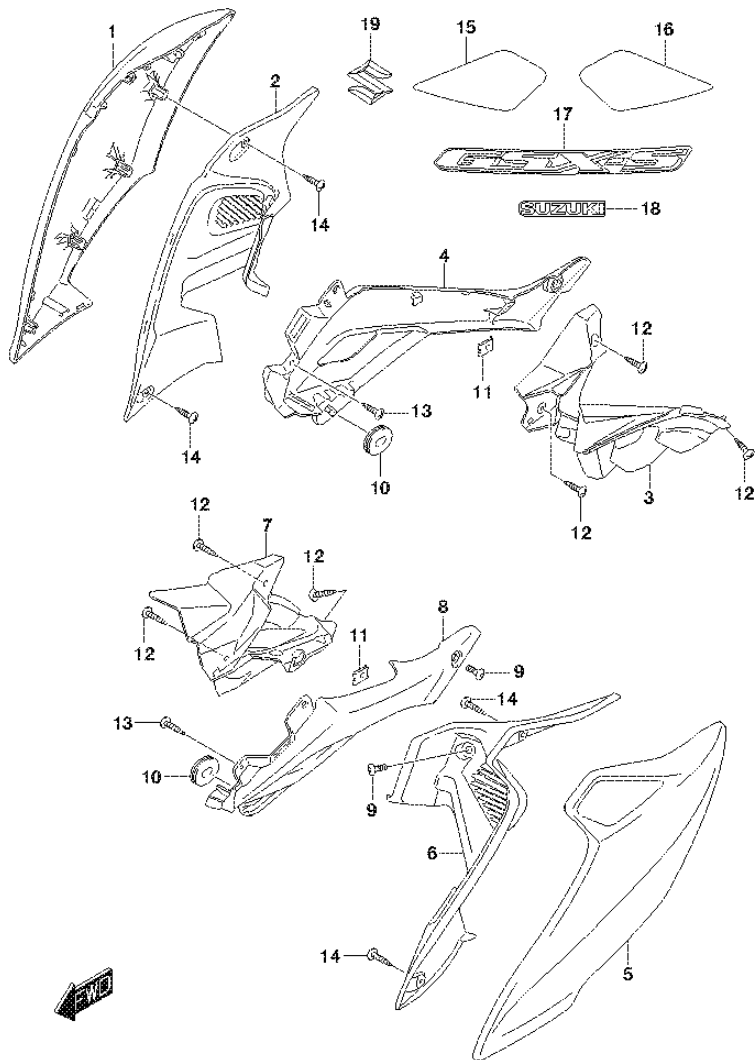


FIG.424A (1-E-4) FUEL TANK SIDE COVER (GSX-S150MFL8 P09)

REF NO.	PART NO.	DESCRIPTION	Q'TY	REMARKS
1-1	47121-23KA0-YZE	COVER, FRAME FRONT RH (RED)	1	FOR GTA
1-2	47121-23KA0-291	COVER, FRAME FRONT RH (BLACK)	1	FOR 291
2	47131-23KA0	COVER, FRAME FRONT INNER RH	1	
3	47141-23KA0	COVER, FRAME FRONT MIDDLE RH	1	
4	47151-23KA0	COVER, FRAME FRONT LOWER RH	1	
5-1	47221-23KA0-YZE	COVER, FRAME FRONT LH (RED)	1	FOR GTA
5-2	47221-23KA0-291	COVER, FRAME FRONT LH (BLACK)	1	FOR 291
6	47231-23KA0	COVER, FRAME FRONT INNER LH	1	
7	47241-23KA0	COVER, FRAME FRONT MIDDLE LH	1	
8	47251-23KA0	COVER, FRAME FRONT LOWER LH	1	
9	44514-23K00	SCREW, FRAME COVER FRONT	4	
10	94478-14J00	CUSHION, FRAME COVER FRONT LWR	2	
11	09148-04019	NUT	2	
12	03541-0416A	SCREW	6	
13	03541-0416A	SCREW	2	
14	03541-0416B	SCREW	4	
15	68132-23K00-291	TAPE, FRAME COVER FRONT NO.1 RH (BLACK)	1	
16	68142-23K00-291	TAPE, FRAME COVER FRONT NO.1 LH (BLACK)	1	
17-1	68133-23K00-GTA	EMBLEM, "GSX" (RED/BLACK)	2	
17-2	68133-23K00-291	EMBLEM, "GSX" (BLACK)	2	
18-1	68134-23K00-BHC	EMBLEM, "SUZUKI"(RED/BLACK)	2	FOR GTA
18-2	68134-23K00-BJF	EMBLEM, "SUZUKI"(SILVER/BLACK)	2	FOR 291
19	68641-23K00	EMBLEM, "S"	2	

COLOR : GTA=YZE(RED),YVU(BLACK)

FIG.424B

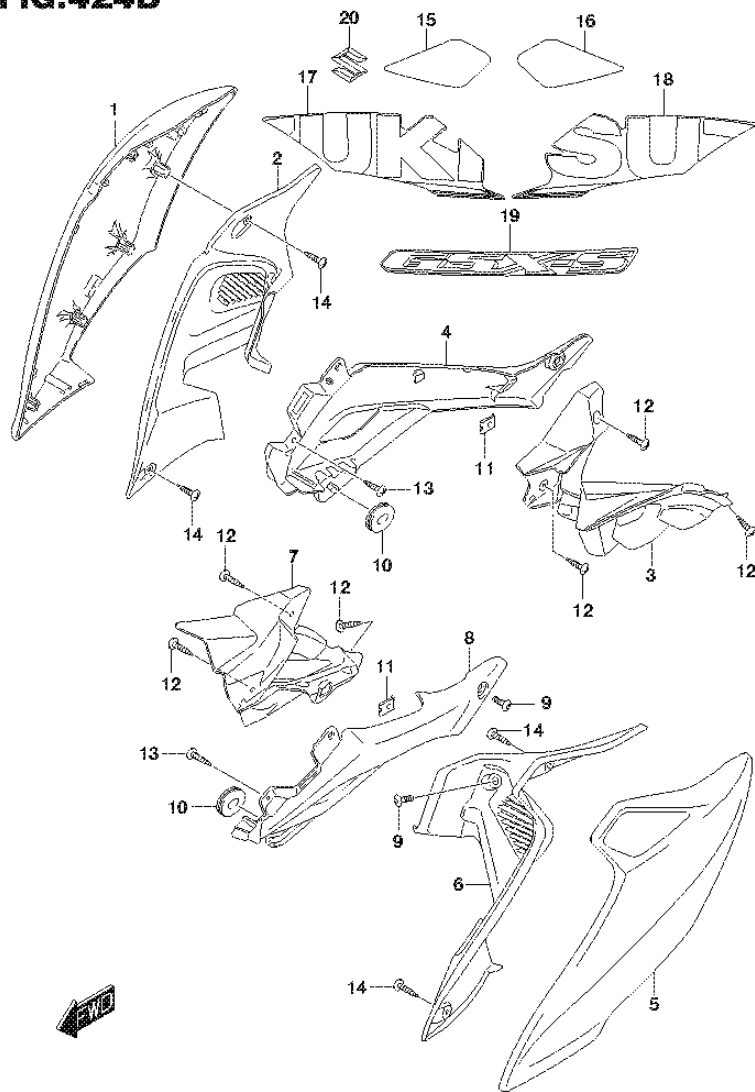


FIG.424B (1-E-5) FUEL TANK SIDE COVER (GSX-S150MFL8 P09)

REF NO.	PART NO.	DESCRIPTION	Q'TY	REMARKS
1	47121-23KA0-YSF	COVER, FRAME FRONT RH (BLUE)	1	
2	47131-23KA0	COVER, FRAME FRONT INNER RH	1	
3	47141-23KA0	COVER, FRAME FRONT MIDDLE RH	1	
4	47151-23KA0	COVER, FRAME FRONT LOWER RH	1	
5	47221-23KA0-YSF	COVER, FRAME FRONT LH (BLUE)	1	
6	47231-23KA0	COVER, FRAME FRONT INNER LH	1	
7	47241-23KA0	COVER, FRAME FRONT MIDDLE LH	1	
8	47251-23KA0	COVER, FRAME FRONT LOWER LH	1	
9	44514-23K00	SCREW, FRAME COVER FRONT	4	
10	94478-14J00	CUSHION, FRAME COVER FRONT LWR	2	
11	09148-04034	NUT	2	
12	03541-0416A	SCREW	6	
13	03541-0416A	SCREW	2	
14	03541-0416B	SCREW	4	
15	68132-23K00-291	TAPE, FRAME COVER FRONT NO.1 RH (BLACK)	1	
16	68142-23K00-291	TAPE, FRAME COVER FRONT NO.1 LH (BLACK)	1	
17	68137-23K00-YSF	TAPE, FRAME COVER FRONT NO.2 RH (BLUE)	1	
18	68147-23K00-YSF	TAPE, FRAME COVER FRONT NO.2 LH (BLUE)	1	
19	68133-23K00-YSF	EMBLEM, "GSX" (BLUE)	2	
20	68641-23K00	EMBLEM, "S"	2	

FIG.445A

FIG.445A (1-E-6) FRAME COVER (GSX-S150MFL8 P09) (FOR GTA)

REF NO.	PART NO.	DESCRIPTION	Q'TY	REMARKS
1	47111-23K00-291	COVER, FRAME RH (BLACK)	1	
2	47160-23KA0	BRACKET, FRAME COVER FR RH	1	
3	47211-23K00-291	COVER, FRAME LH (BLACK)	1	
4	44513-23K00	SCREW, FRAME COVER	6	
5	47260-23KA0	BRACKET, FRAME COVER FR LH	1	
6	47311-23K00-YVU	COVER, FRAME UPPER RH (BLACK)	1	
7	47312-37H00	CUSHION, FRAME COVER UPPER RR	2	
8	47411-23K00-YVU	COVER, FRAME UPPER LH (BLACK)	1	
9	47511-23K00-YVU	COVER, FRAME UPPER CTR (BLACK)	1	
10	09136-06105	SCREW	2	
11	09148-04019	NUT	6	
12	09148-04019	NUT	2	
13	09148-05058	NUT	2	
14	09180-06283	SPACER	2	
15	09320-08018	CUSHION	2	
16	09320-09016	CUSHION	2	
17	09409-06314	CLIP	2	
18	09409-06314	CLIP	4	
19	01550-0612A	BOLT	1	
20	01550-0612A	BOLT	2	
21	03541-0412A	SCREW	2	
22	03541-0412A	SCREW	6	
23	68135-23K70-GTA	TAPE, FRAME COVER UPPER NO.1 RH (RED/BLACK)	1	
24	68145-23K70-GTA	TAPE, FRAME COVER UPPER NO.1 LH (RED/BLACK)	1	
25	47112-23K00	TAPE, FRAME COVER	2	
26	47117-10J00	CUSHION, FRAME COVER	2	

COLOR : GTA=YZE(RED),YVU(BLACK)

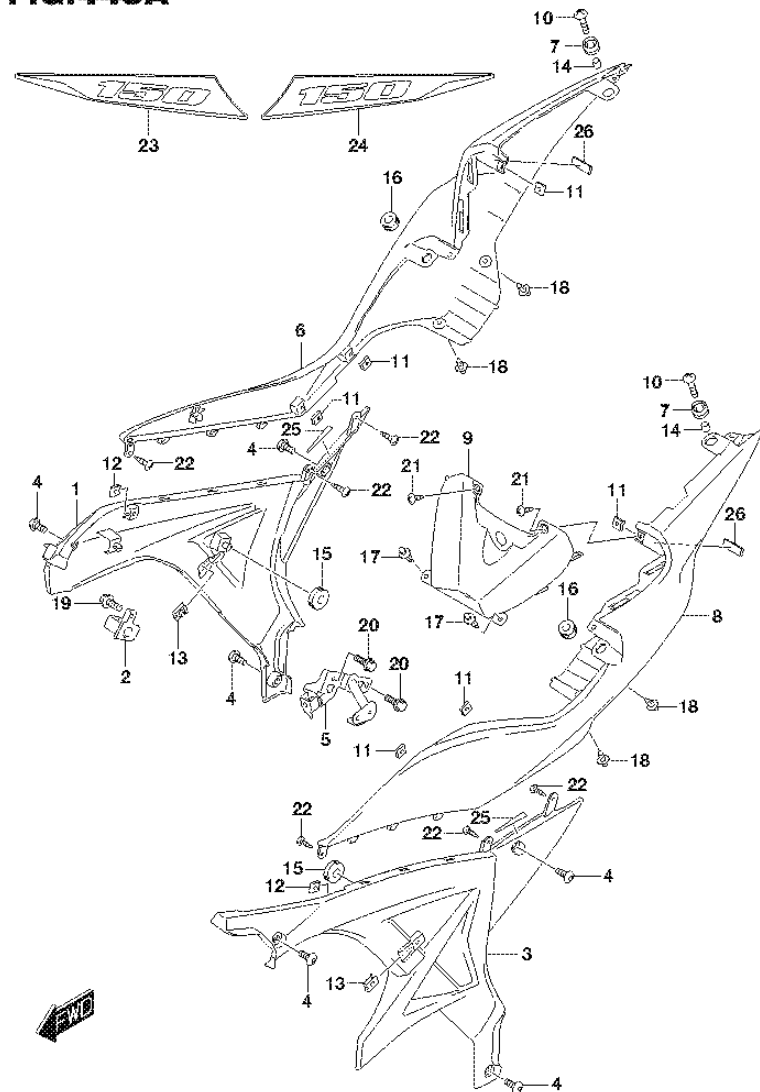


FIG.445B

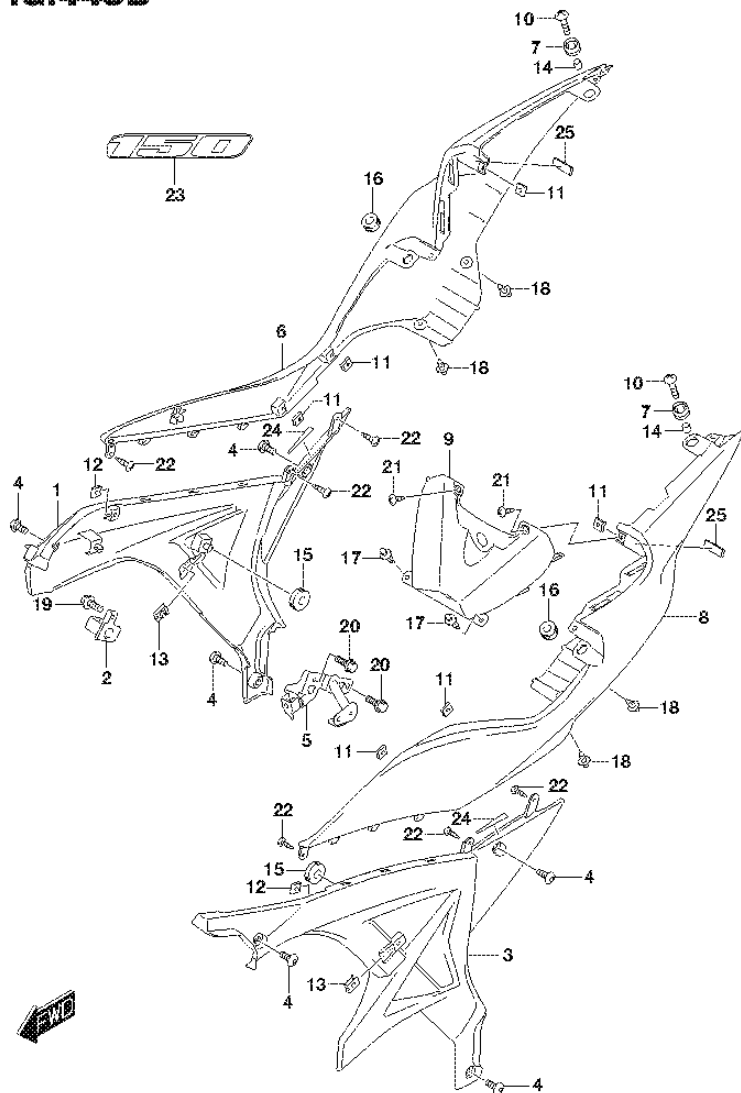


FIG.445B (1-E-7) FRAME COVER (GSX-S150MFL8 P09) (FOR 291)

REF NO.	PART NO.	DESCRIPTION	Q'TY	REMARKS
1	47111-23K00-YMC	COVER, FRAME RH (SILVER)	1	
2	47160-23KA0	BRACKET, FRAME COVER FR RH	1	
3	47211-23K00-YMC	COVER, FRAME LH (SILVER)	1	
4	44513-23K00	SCREW, FRAME COVER	6	
5	47260-23KA0	BRACKET, FRAME COVER FR LH	1	
6	47311-23K00-291	COVER, FRAME UPPER RH (BLACK)	1	
7	47312-37H00	CUSHION, FRAME COVER UPPER RR	2	
8	47411-23K00-291	COVER, FRAME UPPER LH (BLACK)	1	
9	47511-23K00-291	COVER, FRAME UPPER CTR (BLACK)	1	
10	09136-06105	SCREW	2	
11	09148-04019	NUT	6	
12	09148-04019	NUT	2	
13	09148-05058	NUT	2	
14	09180-06283	SPACER	2	
15	09320-08018	CUSHION	2	
16	09320-09016	CUSHION	2	
17	09409-06314	CLIP	2	
18	09409-06314	CLIP	4	
19	01550-0612A	BOLT	1	
20	01550-0612A	BOLT	2	
21	03541-0412A	SCREW	2	
22	03541-0412A	SCREW	6	
23	68131-23K00-BJL	EMBLEM, "150" (RED/BLACK)	2	
24	47112-23K00	TAPE, FRAME COVER	2	
25	47117-10J00	CUSHION, FRAME COVER	2	

FIG.445C

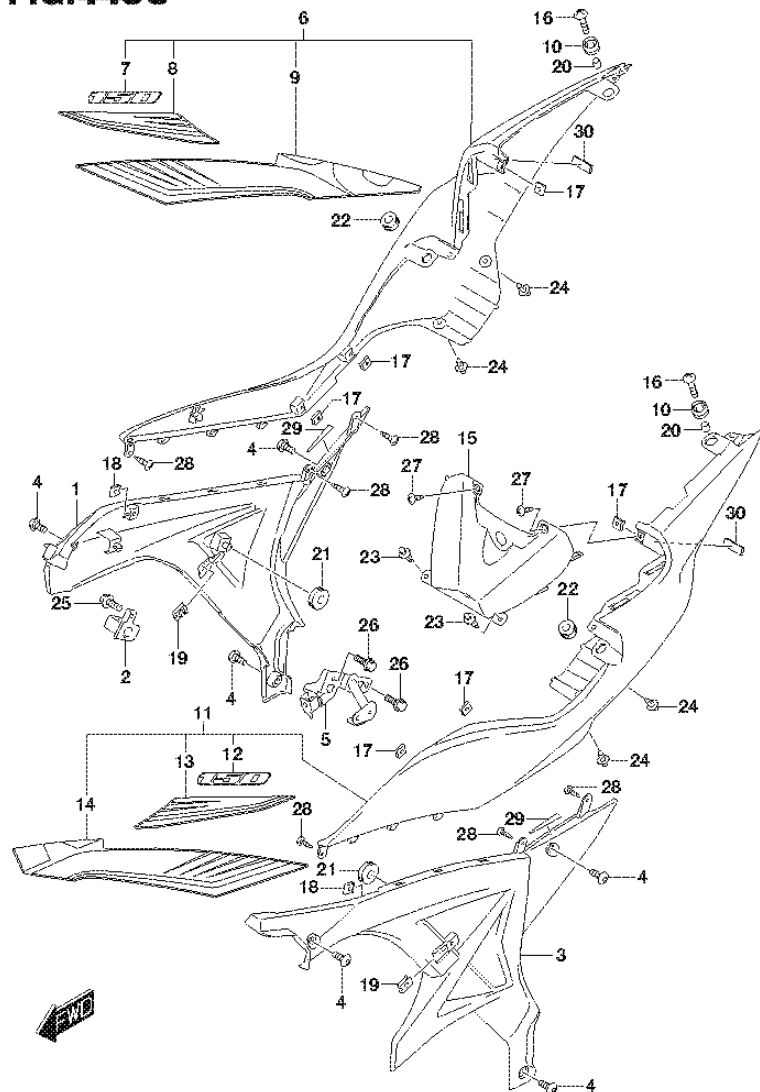


FIG.445C (1-E-8) FRAME COVER (GSX-S150MFL8 P09)

REF NO.	PART NO.	DESCRIPTION	Q'TY	REMARKS
1	47111-23K00-291	COVER, FRAME RH (BLACK)	1	
2	47160-23KA0	BRACKET, FRAME COVER FR RH	1	
3	47211-23K00-291	COVER, FRAME LH (BLACK)	1	
4	44513-23K00	SCREW, FRAME COVER	6	
5	47260-23KA0	BRACKET, FRAME COVER FR LH	1	
6	47310-23K40-YSF	COVER COMP, FRAME UPPER RH (BLUE)	1	
7	68131-23K00-BJK	.EMBLEM, "150" (RED/BLUE)	1	
8	68135-23K60-YSF	.TAPE, FRAME COVER UPPER NO.1 RH (BLUE)	1	
9	68136-23K00-YSF	.TAPE, FRAME COVER UPPER NO.2 RH (BLUE)	1	
10	47312-37H00	CUSHION, FRAME COVER UPPER RR	2	
11	47410-23K40-YSF	COVER COMP, FRAME UPPER LH (BLUE)	1	
12	68131-23K00-BJK	.EMBLEM, "150" (RED/BLUE)	1	
13	68145-23K60-YSF	.TAPE, FRAME COVER UPPER NO.1 LH (BLUE)	1	
14	68146-23K00-YSF	.TAPE, FRAME COVER UPPER NO.2 LH (BLUE)	1	
15	47511-23K00-YSF	COVER, FRAME UPPER CTR (BLUE)	1	
16	09136-06105	SCREW	2	
17	09148-04034	NUT	6	
18	09148-04034	NUT	2	
19	09148-05058	NUT	2	
20	09180-06283	SPACER	2	
21	09320-08018	CUSHION	2	
22	09320-09016	CUSHION	2	
23	09409-06314	CLIP	2	
24	09409-06314	CLIP	4	
25	01550-0612A	BOLT	1	
26	01550-0612A	BOLT	2	
27	03541-0412A	SCREW	2	
28	03541-0412A	SCREW	6	
29	47112-23K00	TAPE, FRAME COVER	2	
30	47117-10J00	CUSHION, FRAME COVER	2	

FIG.451A

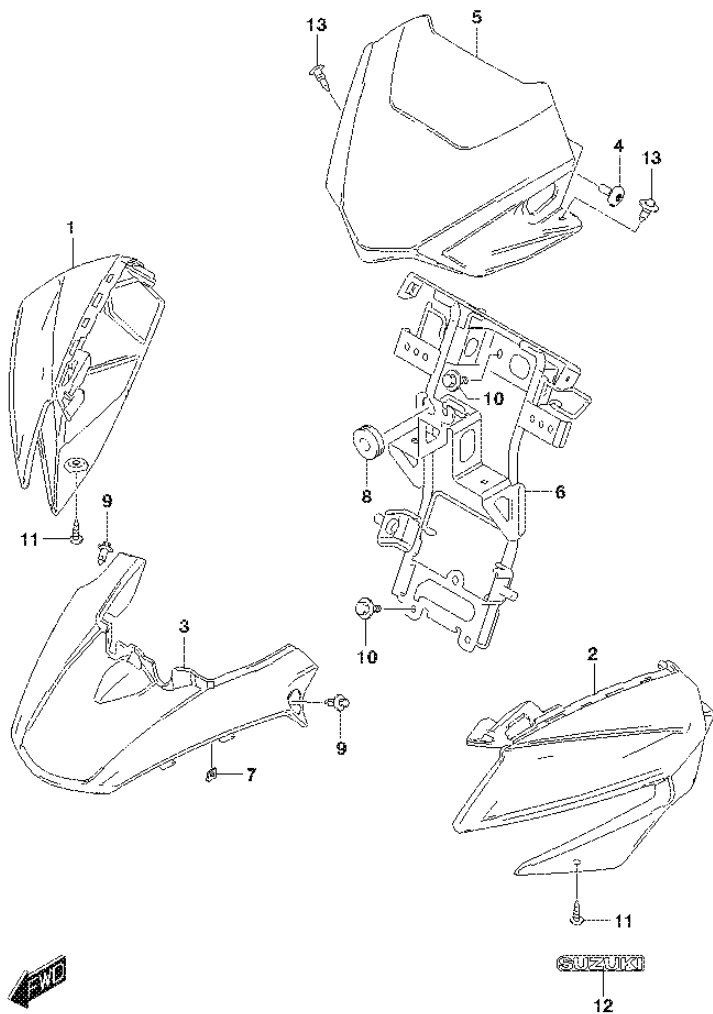


FIG.451A (1-E-9) HEADLAMP HOUSING (GSX-S150MFL8 P09)

REF NO.	PART NO.	DESCRIPTION	Q'TY	REMARKS
1-1	51811-23KA0-YZE	HOUSING, HEADLAMP RH (RED)	1	FOR GTA
1-2	51811-23KA0-291	HOUSING, HEADLAMP RH (BLACK)	1	FOR 291
2-1	51812-23KA0-YZE	HOUSING, HEADLAMP LH (RED)	1	FOR GTA
2-2	51812-23KA0-291	HOUSING, HEADLAMP LH (BLACK)	1	FOR 291
3	51813-23KB0	HOUSING, HEADLAMP UPPER	1	
4	44514-23K00	SCREW, METER COVER	2	
5	51815-23KA0	COVER, METER	1	
6	51850-23KA0	BRACE, HEADLAMP HOUSING	1	
7	09148-05080	NUT	2	
8	09320-08018	CUSHION	1	
9	09409-06314	CLIP	2	
10	01550-0616A	BOLT	4	
11	03541-0512A	SCREW	2	
12-1	68281-23K00-BHC	EMBLEM, "SUZUKI"(RED/BLACK)	1	FOR GTA
12-2	68281-23K00-BJF	EMBLEM, "SUZUKI"(SILVER/BLACK)	1	FOR 291
13	09409-06314	CLIP	2	

COLOR : GTA=YZE(RED),YVU(BLACK)

FIG.451B

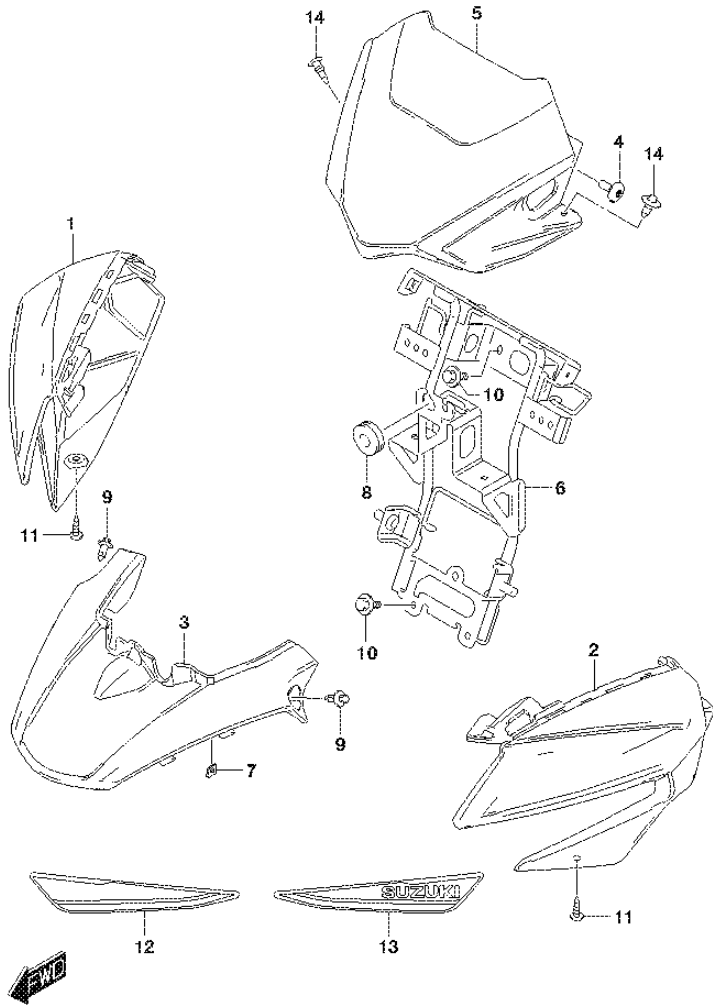


FIG.451B (1-E-10) HEADLAMP HOUSING (GSX-S150MFL8 P09)

REF NO.	PART NO.	DESCRIPTION	Q'TY	REMARKS
1	51811-23KA0-YSF	HOUSING, HEADLAMP RH (BLUE)	1	
2	51812-23KA0-YSF	HOUSING, HEADLAMP LH (BLUE)	1	
3	51813-23KB0	HOUSING, HEADLAMP UPPER	1	
4	44514-23K00	SCREW, METER COVER	2	
5	51815-23KA0	COVER, METER	1	
6	51850-23KA0	BRACE, HEADLAMP HOUSING	1	
7	09148-05080	NUT	2	
8	09320-08018	CUSHION	1	
9	09409-06314	CLIP	2	
10	01550-0616A	BOLT	4	
11	03541-0512A	SCREW	2	
12	68285-23K00-YSF	TAPE, HEADLAMP HOUSING RH (BLUE)	1	
13	68295-23K00-YSF	TAPE, HEADLAMP HOUSING LH (BLUE)	1	
14	09409-06314	CLIP	2	

FIG.460A

FIG.460A (1-E-11) FRONT FENDER (GSX-S150MFL8 P09)

REF NO.	PART NO.	DESCRIPTION	Q'TY	REMARKS
1-1	53111-23K00-YVU	FENDER, FRONT (BLACK)	1	FOR GTA
1-2	53111-23K00-291	FENDER, FRONT (BLACK)	1	FOR 291
2	47161-23J00	CHUSION, FRONT FENDER	4	
3	53121-23K00	SCREW, FRONT FENDER FR	2	
4	53122-23K00	SCREW, FRONT FENDER RR	2	
5	53275-34J00	SPACER, FRONT FENDER	4	
6	09160-06060	WASHER	4	
7	08316-1006A	NUT	2	

COLOR : GTA=YZE(RED),YVU(BLACK)

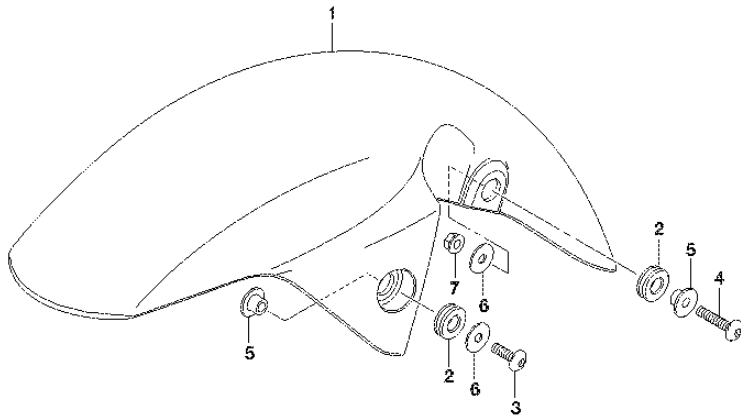


FIG.460B

FIG.460B (1-E-12) FRONT FENDER (GSX-S150MFL8 P09)

REF NO.	PART NO.	DESCRIPTION	Q'TY	REMARKS
1	53111-23K00-YSF	FENDER, FRONT (BLUE)	1	
2	47161-23J00	CHUSION, FRONT FENDER	4	
3	53121-23K00	SCREW, FRONT FENDER FR	2	
4	53122-23K00	SCREW, FRONT FENDER RR	2	
5	53275-34J00	SPACER, FRONT FENDER	4	
6	09160-06060	WASHER	4	
7	08316-1006A	NUT	2	

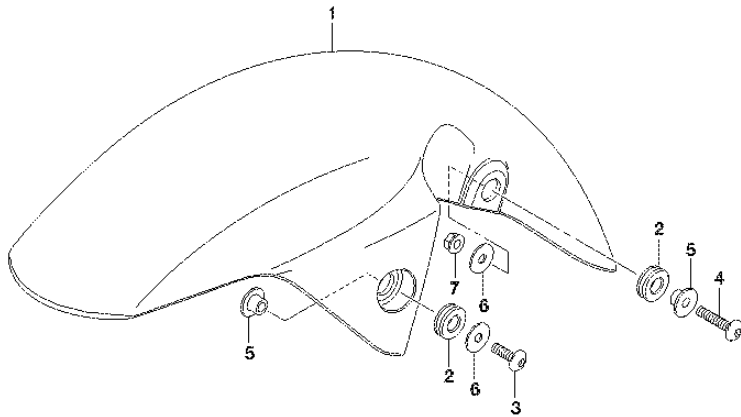


FIG.462A

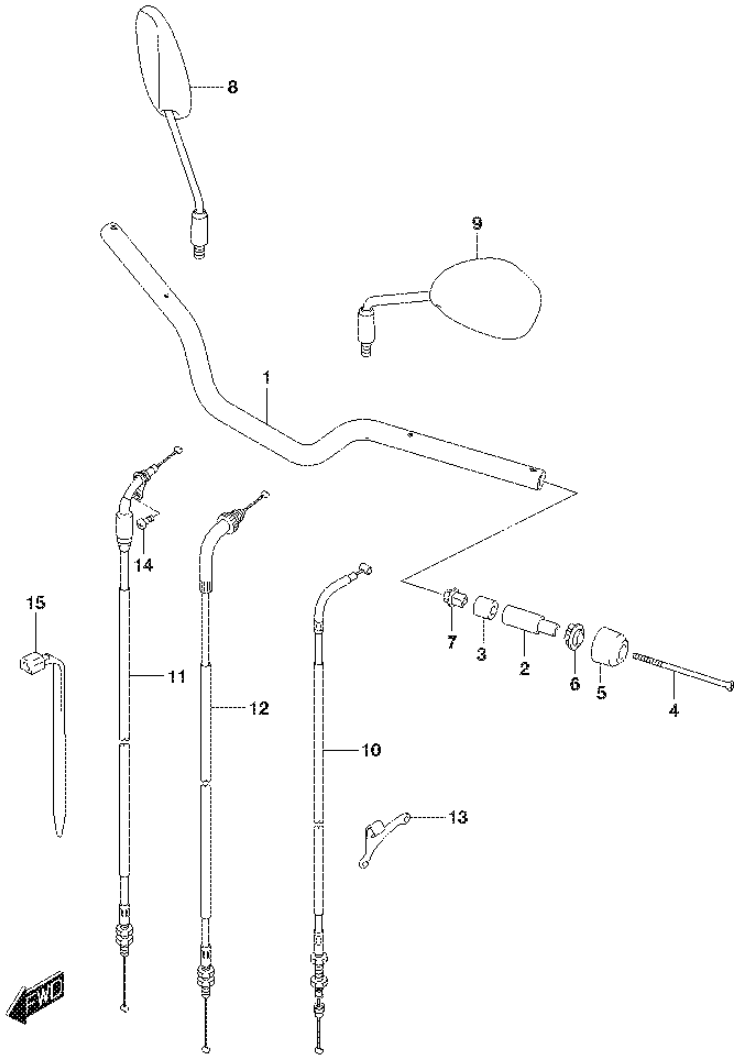


FIG.462A (1-E-13) HANDLEBAR

REF NO.	PART NO.	DESCRIPTION	Q'TY	REMARKS
1	56111-23K00	HANDLEBAR	1	
2	56276-22J00	BALANCER, HANDLEBAR INNER	2	
3	56272-10G00	EXPANDER, HANDLE BALANCER	2	
4	56277-32J00	SCREW, HANDLE BALANCER	2	
5	56278-32J00	BALANCER, HANDLEBAR	2	
6	56272-22J00	EXPANDER, HANDLE BALANCER	2	
7	56273-10G10	NUT	2	
8	56500-34J50	MIRROR ASSY, REAR VIEW RH	1	
9	56600-34J50	MIRROR ASSY, REAR VIEW LH	1	
10	58200-23K00	CABLE ASSY, CLUTCH	1	
11	58300-23K00	CABLE ASSY, THROTTLE NO.1	1	
12	58300-23K10	CABLE ASSY, THROTTLE NO.2	1	
13	58634-12K00	STOPPER, CLUTCH CABLE	1	
14	02112-0512A	SCREW	1	
15	09407-14403	CLAMP(L:125)	1	

FIG.467A

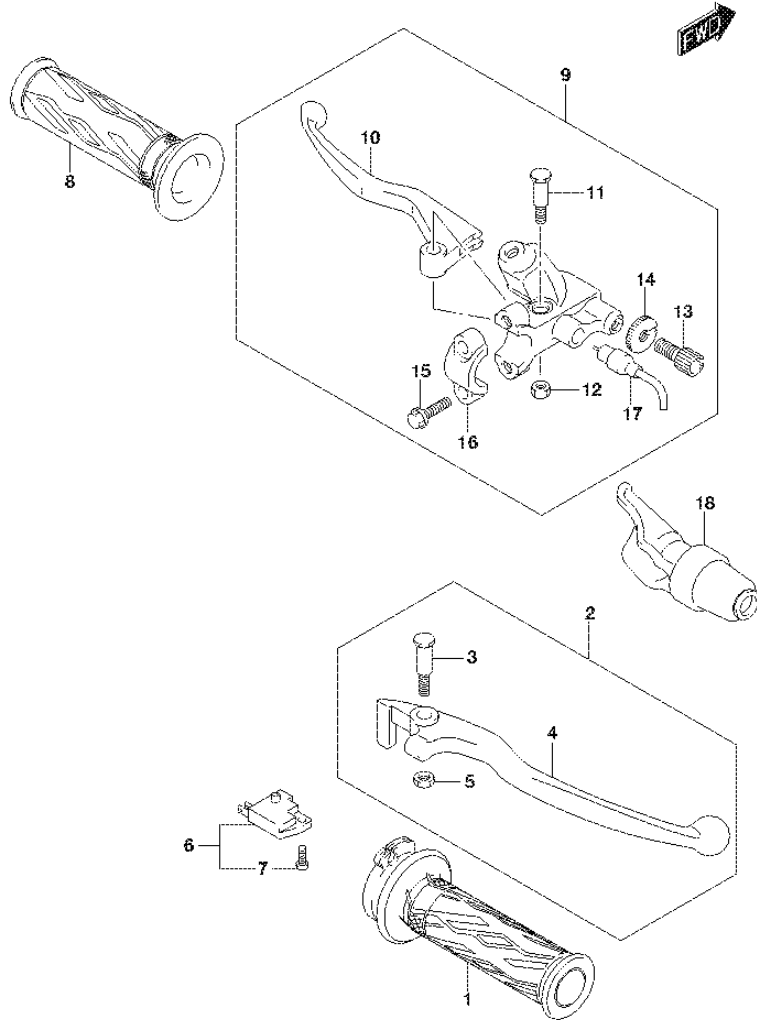


FIG.467A (1-E-14) HANDLE LEVER

REF NO.	PART NO.	DESCRIPTION	Q'TY	REMARKS
1	57110-23K00	GRIP, THROTTLE	1	
2	57300-30H21	LEVER ASSY, BRAKE	1	
3	57431-30H20	.BOLT	1	
4	57421-30H10	.LEVER, BRAKE	1	
5	57433-30H10	.NUT	1	
6	57460-30H00	SWITCH ASSY, STOP	1	
7	57465-30H00	.SCREW	1	
8	57211-40J00	GRIP, LH	1	
9	57500-25G80	LEVER ASSY, CLUTCH	1	
10	57621-23FB0	.LEVER, CLUTCH	1	
11	57431-23F10	.BOLT, LEVER SET	1	
12	57513-23F10	.NUT, LEVER SET	1	
13	57441-25G00	ADJUSTER, WIRE	1	
14	57442-25G00	.NUT, LOCK	1	
15	01547-0625B	.BOLT	2	
16	59671-09G30	.HOLDER	1	
17	57470-10JD0	.SWITCH ASSY, CLUTCH	1	
18	57661-25G00	COVER, CLUTCH LEVER	1	

FIG.474A

FIG.474A (1-E-15) REAR FENDER

REF NO.	PART NO.	DESCRIPTION	Q'TY	REMARKS
1	63111-23K00	FENDER, REAR FRONT	1	
2	48278-16H10	CUSHION, REAR FENDER FR COV	1	
3	63121-23K00	COVER, REAR FENDER FRONT	1	
4	63130-23K00	BRACE, REAR FENDER	1	
5	63141-23K00	FENDER, REAR REAR	1	
6	63151-23K00	CUSHION, REAR FENDER FRONT	1	
7	63152-23K00	CUSHION, REAR FENDER FR COV LW	1	
8	09111-06072	BOLT (6X17.8)	4	
9	09111-06102	BOLT (6X14.8)	2	
10	09148-04019	NUT	2	
11	09409-06314	CLIP	2	
12	03541-0412B	SCREW	2	
13	03541-0616A	SCREW	4	
14	63112-23K00	BRACKET, REAR FENDER FRONT	1	
15	09229-03020	RIVET	2	
16	63113-23K00	WASHER, BRACKET REAR FENDER	2	
17	63311-23K00	EXTENSION, REAR FENDER	1	
18	09148-05080	NUT	1	
19	09409-06314	CLIP	4	
20	03541-0512A	SCREW	1	
21-1	68171-23K00	EMBLEM, "SUZUKI"	1	GSX-S150MF
21-2	68171-23K10	EMBLEM, "SUZUKI"	1	GSX-S150MFX

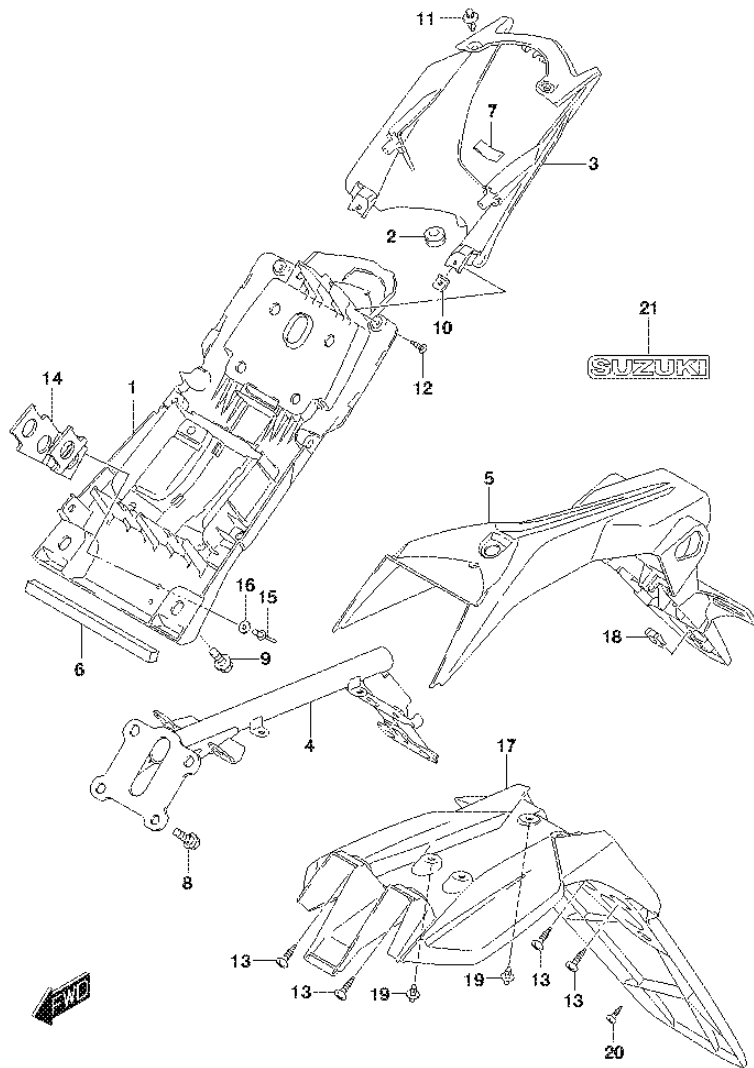


FIG.483A

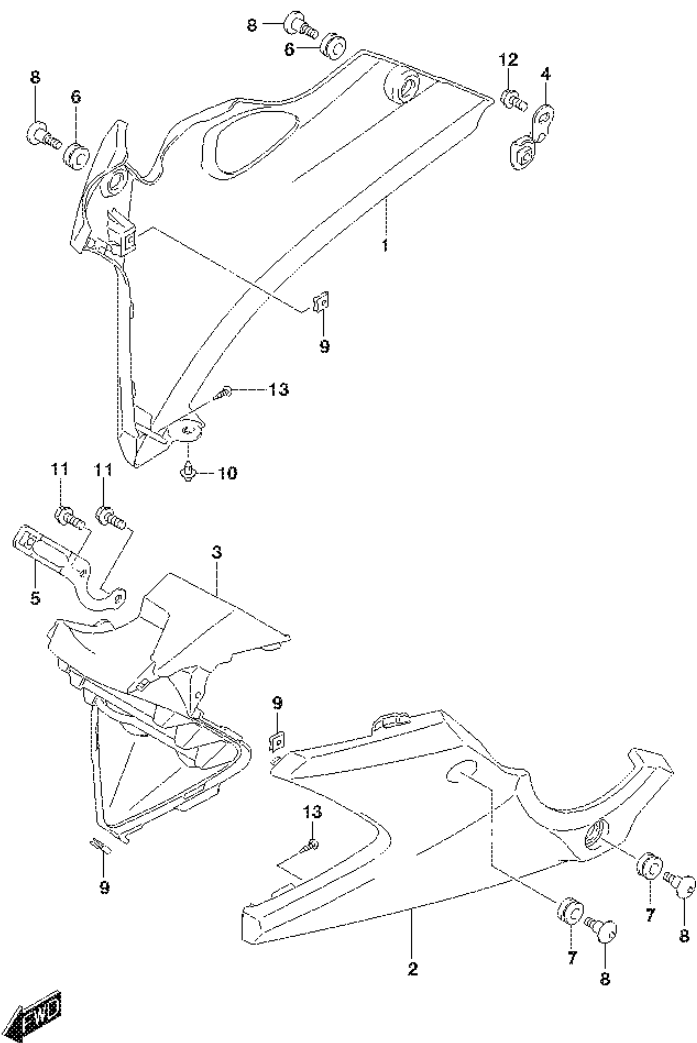


FIG.483A (1-F-2) UNDER COWLING (GSX-S150MFL8 P09)

REF NO.	PART NO.	DESCRIPTION	Q'TY	REMARKS
1-1	94491-23KA0-YZE	COWLING, UNDER RH (RED)	1	FOR GTA
1-2	94491-23KA0-291	COWLING, UNDER RH (BLACK)	1	FOR 291
2-1	94492-23KA0-YZE	COWLING, UNDER LH (RED)	1	FOR GTA
2-2	94492-23KA0-291	COWLING, UNDER LH (BLACK)	1	FOR 291
3	94493-23KA0	COWLING, UNDER CTR	1	
4	94570-23K00	BRACKET, SIDE COWL LWR RR	1	
5	94580-23KA0	BRACKET, UNDER COWL FR RH	1	
6	94436-23K00	CUSHION, UNDER COWLING RH	2	
7	09320-09016	CUSHION	2	
8	09139-06190	SCREW (6X20)	4	
9	09148-04019	NUT	3	
10	09409-06314	CLIP	1	
11	01550-0612A	BOLT	2	
12	01550-0612B	BOLT	1	
13	03541-0416B	SCREW	3	

COLOR : GTA=YZE(RED),YVU(BLACK)

FIG.483B

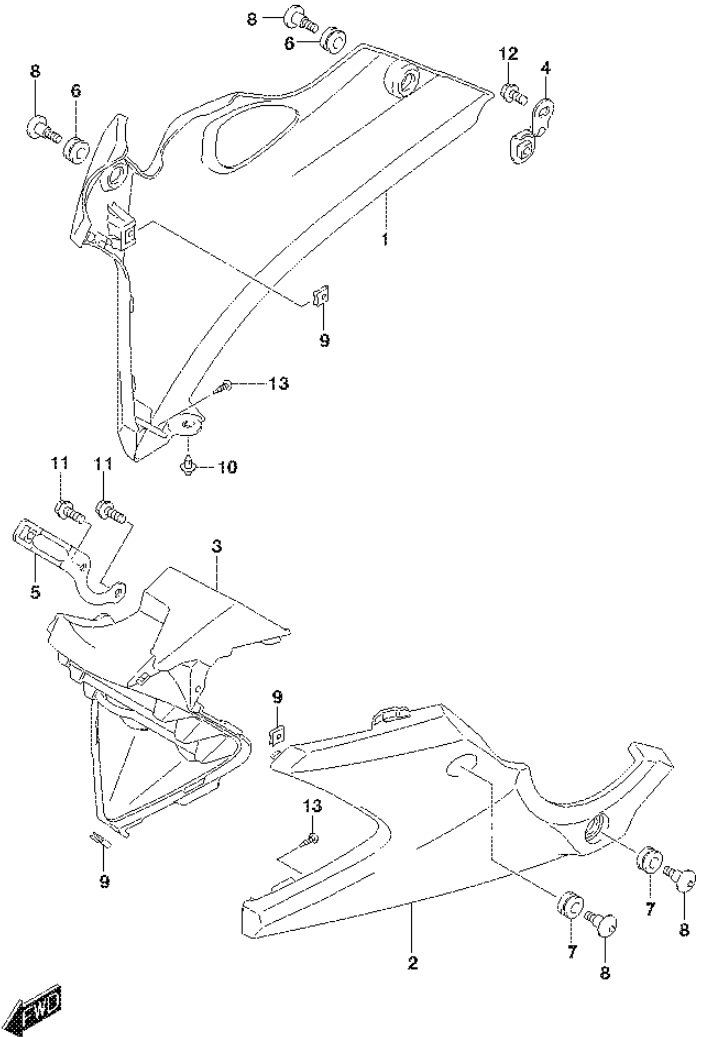


FIG.483B (1-F-3) UNDER COWLING (GSX-S150MFL8 P09)

REF NO.	PART NO.	DESCRIPTION	Q'TY	REMARKS
1	94491-23KA0-291	COWLING, UNDER RH (BLACK)	1	
2	94492-23KA0-291	COWLING, UNDER LH (BLACK)	1	
3	94493-23KA0	COWLING, UNDER CTR	1	
4	94570-23K00	BRACKET, SIDE COWL LWR RR	1	
5	94580-23KA0	BRACKET, UNDER COWL FR RH	1	
6	94436-23K00	CUSHION, UNDER COWLING RH	2	
7	09320-09016	CUSHION	2	
8	09139-06190	SCREW (6X20)	4	
9	09148-04019	NUT	3	
10	09409-06314	CLIP	1	
11	01550-0612A	BOLT	2	
12	01550-0612B	BOLT	1	
13	03541-0416B	SCREW	3	

FIG.496A

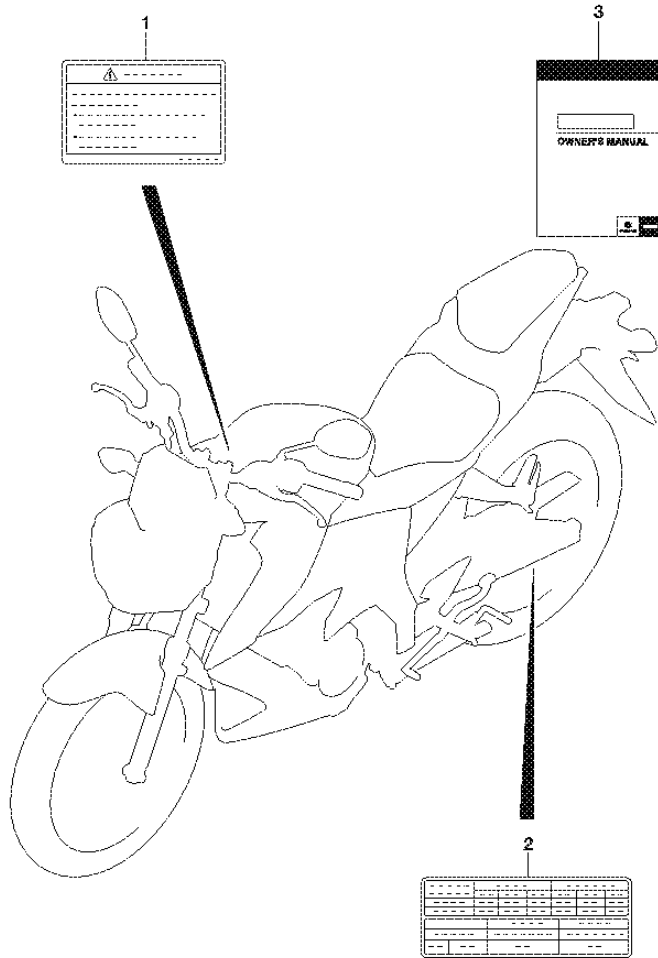


FIG.496A (1-F-4) LABEL

REF NO.	PART NO.	DESCRIPTION	Q'TY	REMARKS
1	68319-40J50	LABEL, GENERAL WARNING	1	
2	68332-23K40	LABEL, TIRE INFORMATION	1	
3	99011-23K50-029	MANUAL, OWNER'S	1	

FIG.505A

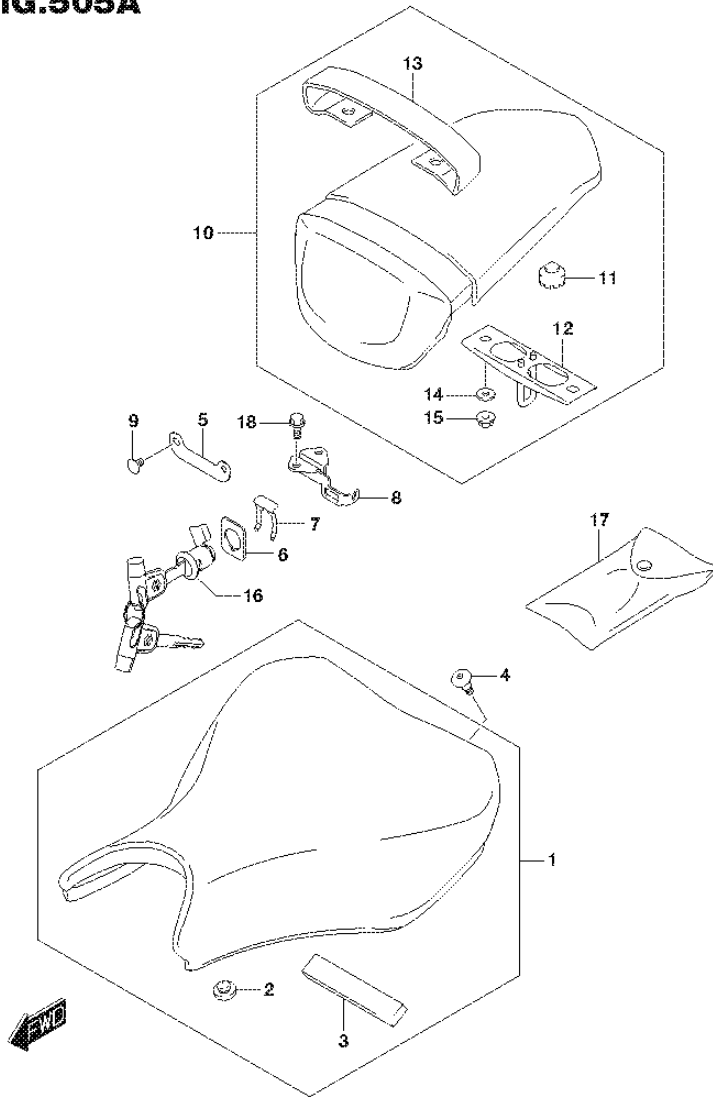


FIG.505A (1-F-5) SEAT

REF NO.	PART NO.	DESCRIPTION	Q'TY	REMARKS
1	45100-23K10-PRQ	SEAT ASSY (BLACK)	1	
2	45148-23J00	.CUSHION, SEAT MOUNT	4	
3	45149-23K00	.CUSHION, BATTERY	1	
4	45241-23K00	BOLT, SEAT	2	
5	45289-23K10	GUARD, SEAT LOCK	1	
6	45288-12K00	GUIDE, SEAT LOCK CABLE	1	
7	45289-11F00	PLATE, SEAT LOCK ASSY	1	
8	45220-04K30	BRACKET, STRIKER SUPPORT	1	
9	02142-0610A	SCREW	2	
10	45300-23K00-PRQ	SEAT ASSY, PILLION (BLACK)	1	
11	45148-20G80	.CUSHION, SEAT MOUNT	2	
12	45290-23K00	.STRIKER, SEAT LOCK	1	
13	45380-23K00-PRQ	.BAND,PILLION SEAT GRIP(BLACK)	1	
14	09160-06012	.WASHER	2	
15	08316-1006A	.NUT	2	
16	95700-09880	LOCK ASSY, SEAT	1	
17	96510-23K00	TOOL ASSY	1	
18	01550-0612A	SCREW	2	

FIG.521A

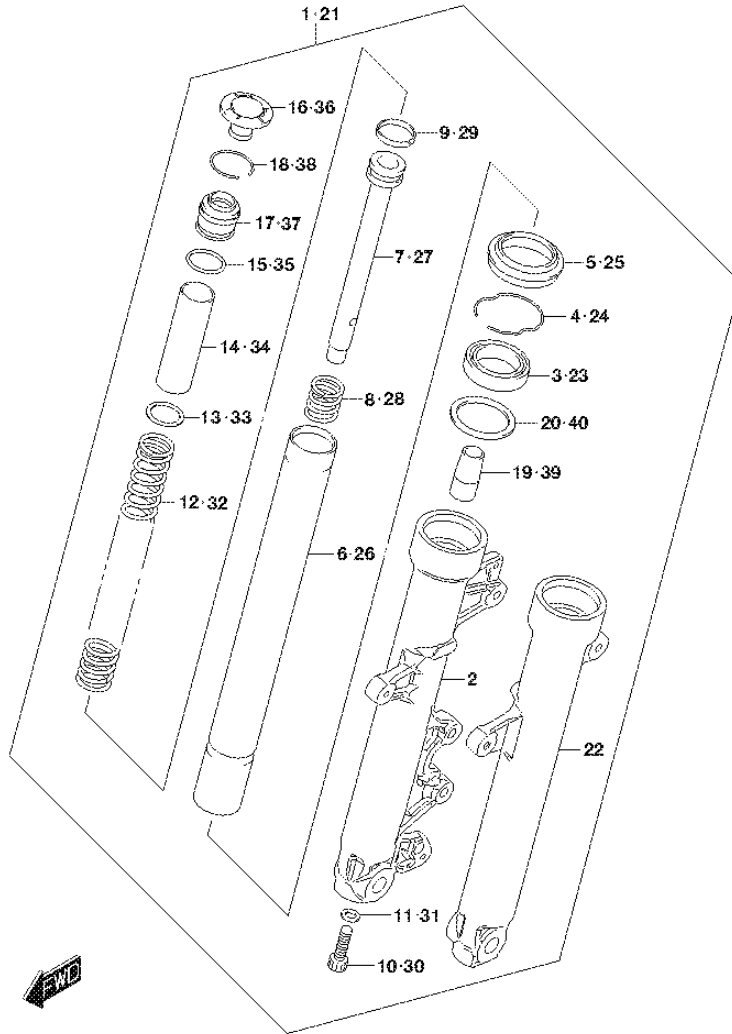


FIG.521A (1-F-6) FRONT FORK DAMPER

REF NO.	PART NO.	DESCRIPTION	Q'TY	REMARKS
1	51103-23K00-019	DAMPER ASSY, FRONT FORK RH	1	
2	51131-23K00-019	.TUBE, OUTER RH (BLACK)	1	
3	51153-23K00	.OIL SEAL	1	
4	51156-23K00	.RING, SNAP	1	
5	51571-23K00	.SEAL, DUST	1	
6	51110-23K00	.TUBE, INNER	1	
7	51194-23K00	.CYLINDER	1	
8	51177-08K00	.SPRING, REBOUND	1	
9	51196-08K00	.RING	1	
10	51147-31030	.BOLT	1	
11	51148-31030	.GASKET	1	
12	51171-23K00	.SPRING, FRONT	1	
13	51172-36331	.JOINT, SPRING	1	
14	51176-23K00	.SPACER, SPRING	1	
15	51117-43EC0	.O RING	1	
16	51351-23K00	.CAP	1	
17	51175-23K00	.SEAT, SRRING	1	
18	51169-48500	.RING, STOPPER	1	
19	51195-26B00	.OIL LOCK PIECE	1	
20	51168-23K00	.SPACER, SEAL	1	

FIG.521A

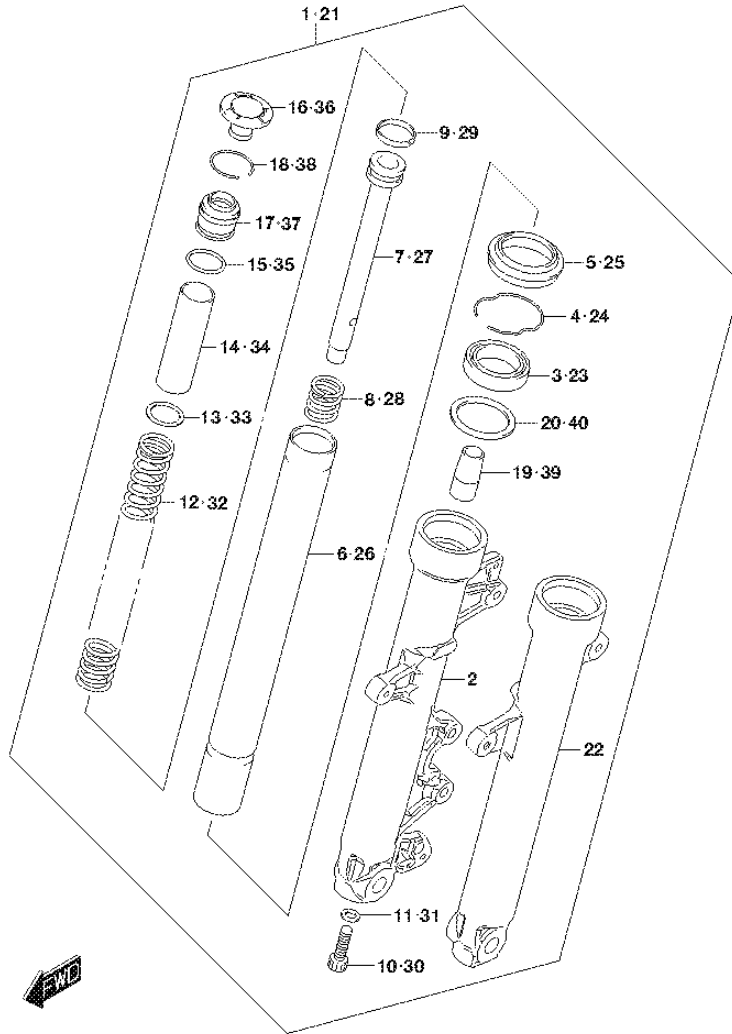


FIG.521A (1-F-7) FRONT FORK DAMPER

REF NO.	PART NO.	DESCRIPTION	Q'TY	REMARKS
21	51104-23K00-019	DAMPER ASSY, FRONT FORK LH	1	
22	51141-23K00-019	.TUBE, OUTER LH (BLACK)	1	
23	51153-23K00	.OIL SEAL	1	
24	51156-23K00	.RING, SNAP	1	
25	51571-23K00	.SEAL, DUST	1	
26	51110-23K00	.TUBE, INNER	1	
27	51194-23K00	.CYLINDER	1	
28	51177-08K00	.SPRING, REBOUND	1	
29	51196-08K00	.RING	1	
30	51147-31030	.BOLT	1	
31	51148-31030	.GASKET	1	
32	51171-23K00	.SPRING, FRONT	1	
33	51172-36331	.JOINT, SPRING	1	
34	51176-23K00	.SPACER, SPRING	1	
35	51117-43EC0	.O RING	1	
36	51351-23K00	.CAP	1	
37	51175-23K00	.SEAT, SPRING	1	
38	51169-48500	.RING, STOPPER	1	
39	51195-26B00	.OIL LOCK PIECE	1	
40	51168-23K00	.SPACER, SEAL	1	

FIG.524A

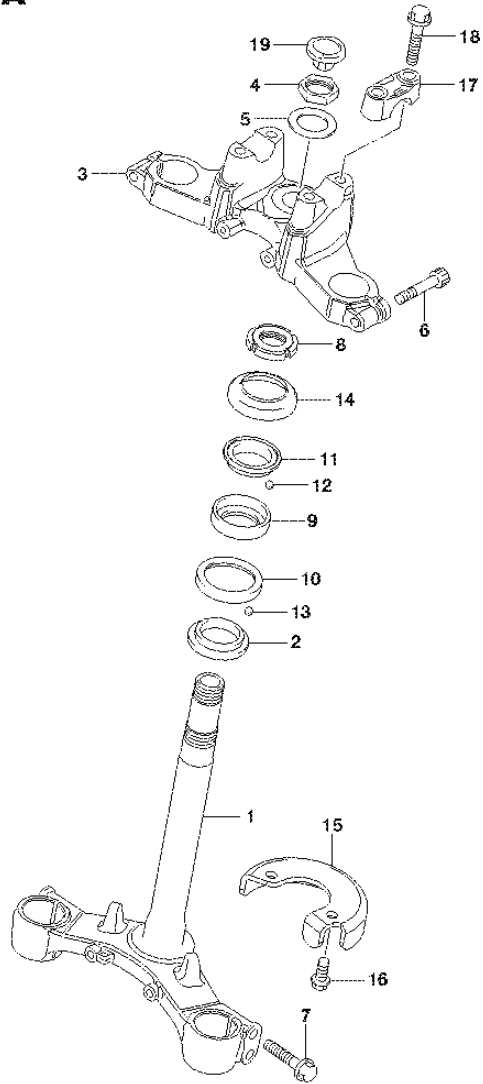


FIG.524A (1-F-8) STEERING STEM

REF NO.	PART NO.	DESCRIPTION	Q'TY	REMARKS
1	51410-23K00	STEM, STEERING	1	
2	51622-25G00	RACE	1	
3	51311-23K00	BRACKET, UPPER	1	
4	51353-12K00	NUT	1	
5	51354-49G00	WASHER	1	
6	51328-23K00	BOLT	2	
7	51434-12K00	BOLT	4	
8	51631-05000	NUT, STEERING STEM	1	
9	51611-41H01	RACE, INNER UPPER	1	
10	51612-41H01	RACE, INNER LOWER	1	
11	51621-41H00	RACE, OUTER UPPER	1	
12	06111-06003	BALL	23	UPPER
13	06111-06003	BALL	28	LOWER
14	51643-06001	DUST SEAL, UPPER	1	
15	51910-23K00	PLATE, STEERING LOCK	1	
16	09103-08351	SCREW	2	
17	56211-23K00	HOLDER, HANDLE UPPER	2	
18	51321-13E00	BOLT, HANDLE HOLDER	4	
19	51344-23K00	CAP, STEERING STEM	1	

FIG.530A

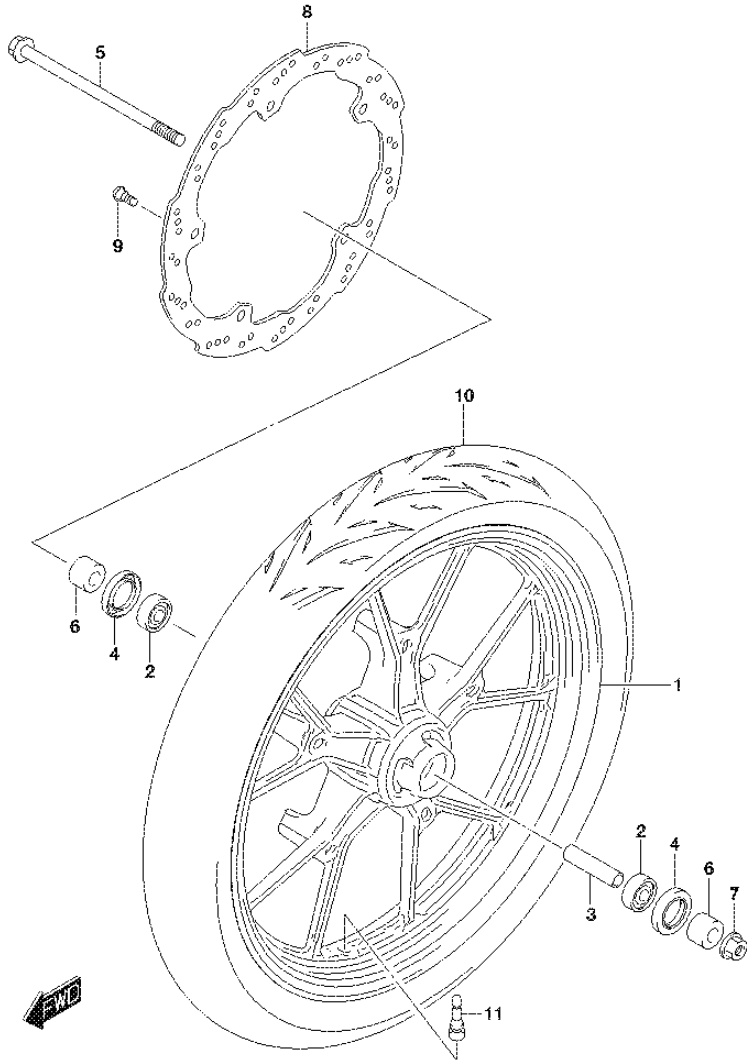
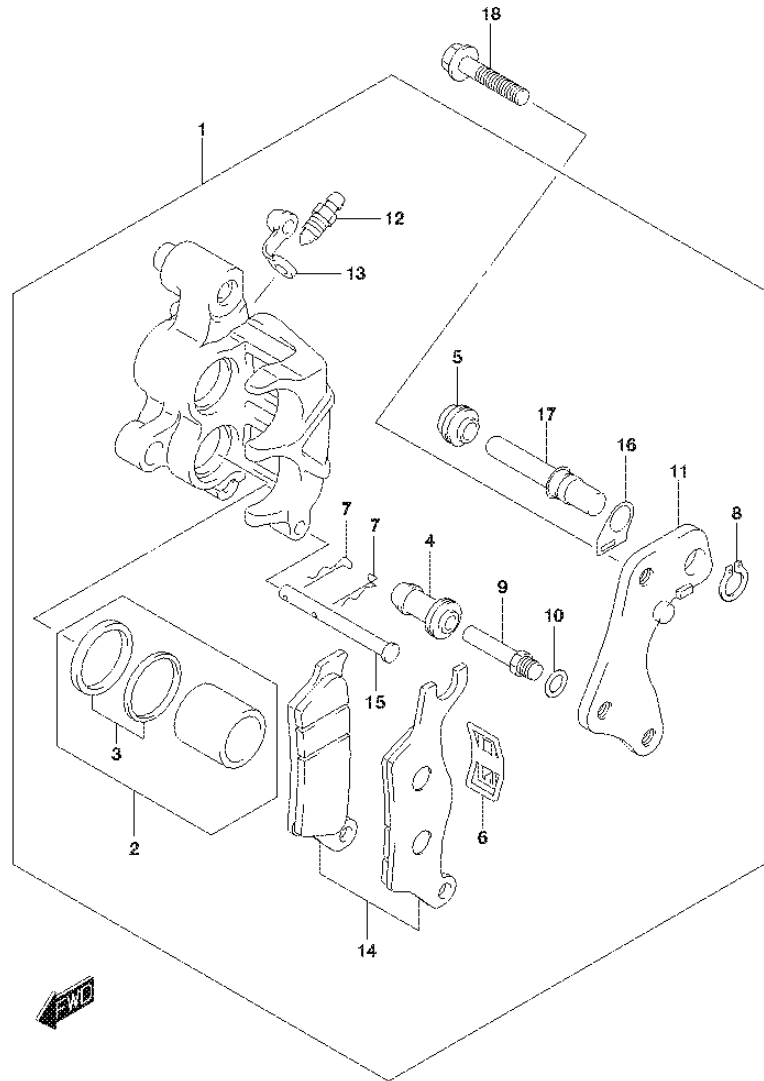


FIG.530A (1-F-9) FRONT WHEEL

REF NO.	PART NO.	DESCRIPTION	Q'TY	REMARKS
1	54111-23K00-019	WHEEL, FRONT (17X2.15) (BLACK)	1	
2	08123-63017	BEARING	2	
3	54731-23K00	SPACER, FR WHEEL BEARING	1	
4	09285-25003	OIL SEAL (25X40X6)	2	
5	54711-23K00	AXLE, FRONT	1	
6	54751-25G01	SPACER, FRONT AXLE RH	2	
7	08319-3112A	NUT	1	
8	59211-25G60	DISC, FRONT BRAKE	1	
9	59218-09G10	BOLT	5	
10	55110-23K00	TIRE, FRONT (90/80-17M/C 46P NR88)	1	
11	43130-40J00	VALVE ASSY, WHEEL RIM (TR413)	1	

FIG.535A

FIG.535A (1-F-10) FRONT CALIPER



REF NO.	PART NO.	DESCRIPTION	Q'TY	REMARKS
1	59100-12K10	CALIPER ASSY, FRONT RH	1	
2	59100-34870	.PISTON SET	1	
3	59100-34860	..SEAL SET, PISTON	1	
4	59109-34J00	.INSULATOR	1	
5	59108-34J00	.DUST COVER	1	
6	59315-34J00	.SPRING, PAD	1	
7	59746-34J00	.CLIP	2	
8	59665-34J00	.CIRCLIP	1	
9	59187-34J00	.PIN	1	
10	59188-34J00	.SPACER	1	
11	59351-34J00	.BRACKET	1	
12	59121-30H00	.SCREW, BLEEDER	1	
13	59122-30H00	.CAP, BLEEDER	1	
14	59100-34880	.PAD SET	1	
15	59141-34J00	.PIN, PAD	1	
16	59145-34J00	.STOPPER	1	
17	59382-34J00	.PIN	1	
18	01550-0825A	BOLT	2	

FIG.536A

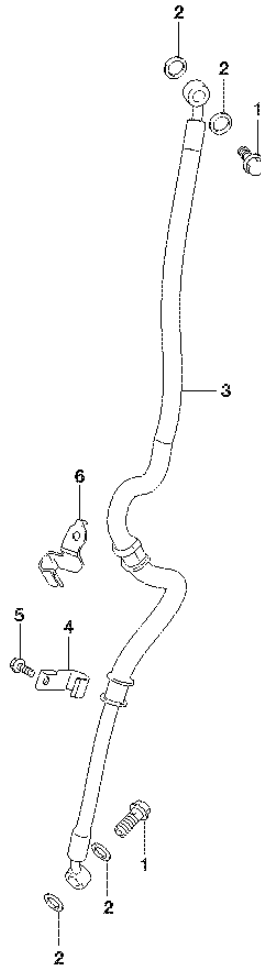


FIG.536A (1-F-11) FRONT BRAKE HOSE

REF NO.	PART NO.	DESCRIPTION	Q'TY	REMARKS
1	59492-30H10	BOLT, BRAKE FLUID	2	
2	59502-34J10	WASHER, BRAKE FLUID	4	
3	59480-23K00	HOSE, FRONT BRAKE	1	
4	59268-23K00	CLAMP, HOSE LOWER	1	
5	01547-0612B	BOLT	1	
6	59263-23K00	CLAMP, FR BRAKE HOSE UPPER	1	

FIG.537A

FIG.537A (1-F-12) FRONT MASTER CYLINDER

REF NO.	PART NO.	DESCRIPTION	Q'TY	REMARKS
1	59600-12K10	CYLINDER ASSY, FRONT MASTER	1	
2	59870-30H00	.ROD ASSY, PUSH	1	
3	59665-30H00	.CIRCLIP	1	
4	59610-12K00	.PISTON ASSY	1	
5	57318-12K00	.SPRING	1	
6	59667-12K00	.DIAPHRAGM	1	
7	59687-23K00	.COVER	1	
8	59671-30H00	.CLAMP	1	
9	59688-30H00	.SCREW	2	
10	59668-30H00	.PLATE, DIAPHRAGM	1	
11	59691-30H00	.FLAT SCREW	2	
12	59669-30H00	.CAP	1	

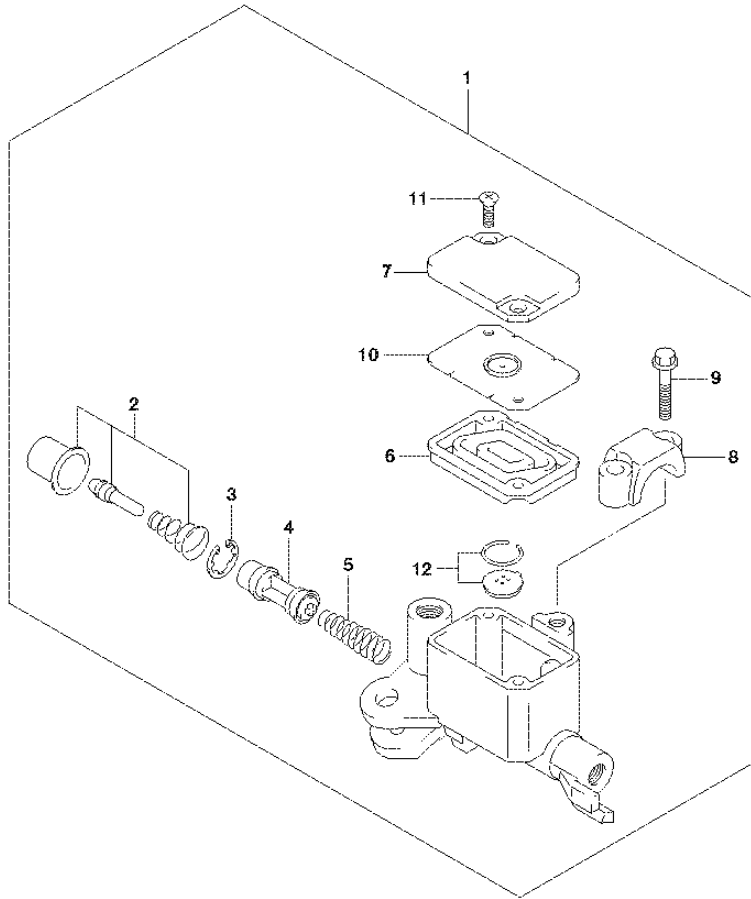


FIG.541A

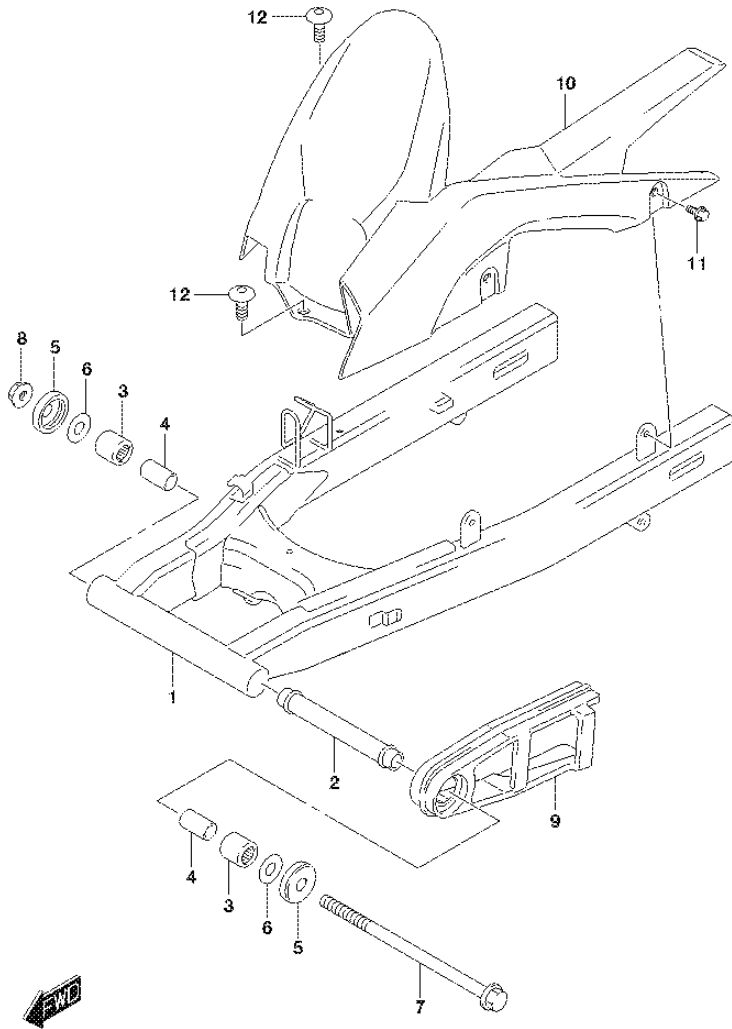


FIG.541A (1-F-13) REAR SWINGARM

REF NO.	PART NO.	DESCRIPTION	Q'TY	REMARKS
1	61100-23K00-019	SWINGINGARM, REAR (BLACK)	1	
2	61280-23K00	SPACER, RR SWGARM PIVOT	1	
3	09263-17037	BEARING (17X24X25)	2	
4	61251-34J00	SPACER, RR SWGARM	2	
5	61262-23K00	COVER, RR SWGARM PIVOT DUST	2	
6	09181-12010	WASHER	2	
7	61211-23K00	SHAFT, REAR SWINGING ARM	1	
8	08319-3112A	NUT	1	
9	61273-23K00	BUFFER, CHAIN TOUCH DEFENSE	1	
10	61311-23K00	CASE, CHAIN	1	
11	61361-09G30	BOLT	2	
12	09409-06314	CLIP	2	

FIG.543A

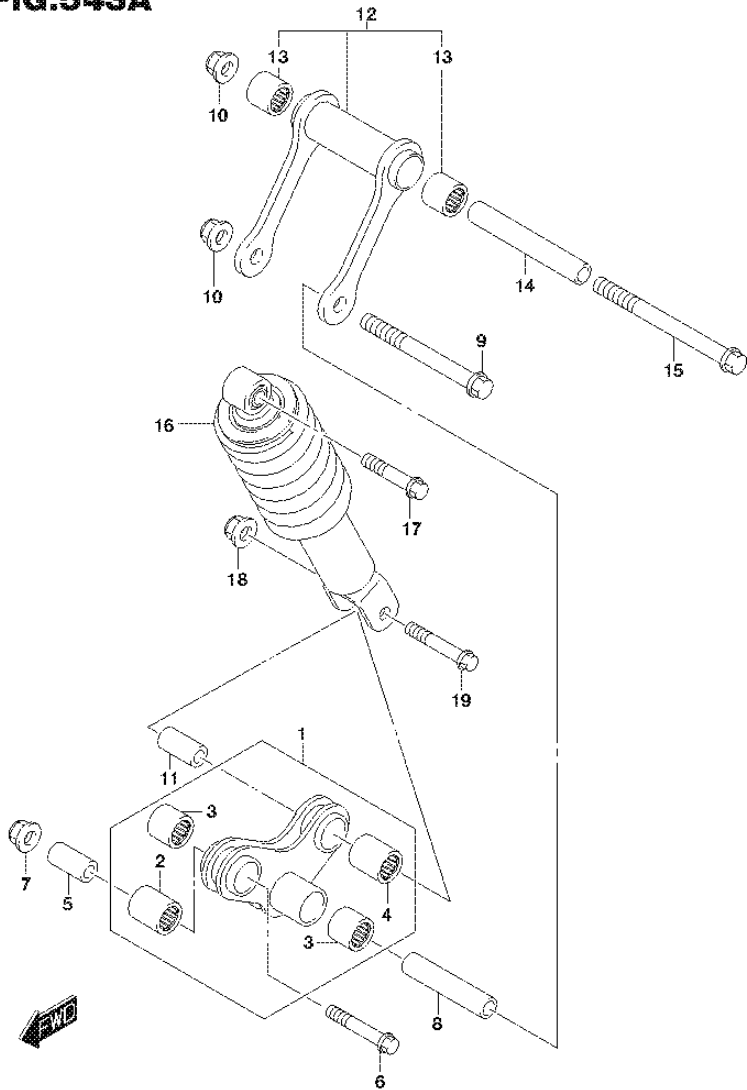


FIG.543A (1-F-14) REAR CUSHION LEVER

REF NO.	PART NO.	DESCRIPTION	Q'TY	REMARKS
1	62600-23820	LEVER SET, REAR CUSHION	1	
2	09263-17046	.BEARING (17X24X32)	1	FRONT
3	09263-17037	.BEARING (17X24X25)	2	CENTER
4	09263-17034	.BEARING (17X24X26)	1	REAR
5	62684-23K10	SPACER, REAR CUSH LVR FR	1	
6	62658-23K00	BOLT	1	
7	08319-3112A	NUT	1	
8	62684-23K00	SPACER, REAR CUSH LVR CTR	1	
9	09103-12097	BOLT (12X105)	1	
10	08319-3112A	NUT	2	
11	62684-40A10	SPACER, REAR CUSH LVR RR	1	
12	62600-23830	ROD SET, CUSHION LEVER	1	
13	09263-17037	.BEARING (17X24X25)	2	
14	62685-23K00	SPACER, REAR CUSH ROD	1	
15	09103-12077	BOLT (12X130)	1	
16	62100-23K00-019	ABSORBER ASSY, REAR SHOCK (BLACK)	1	
17	09103-10049	BOLT (10X44)	1	UPPER
18	08319-3110A	NUT	1	
19	09103-10213	BOLT (10X52)	1	LOWER

FIG.550A

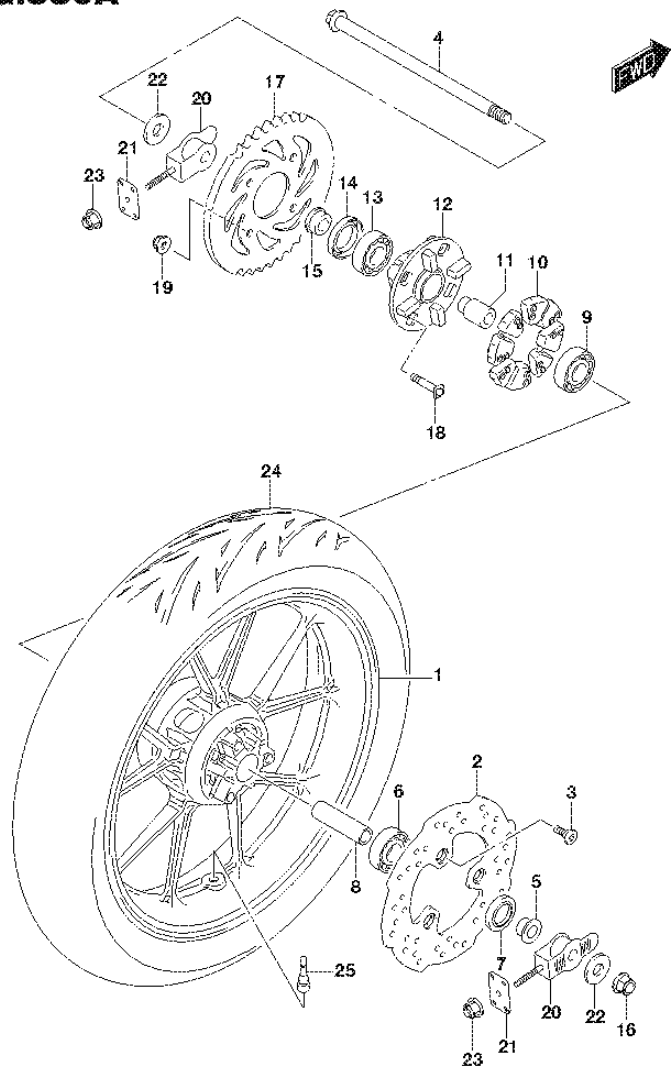
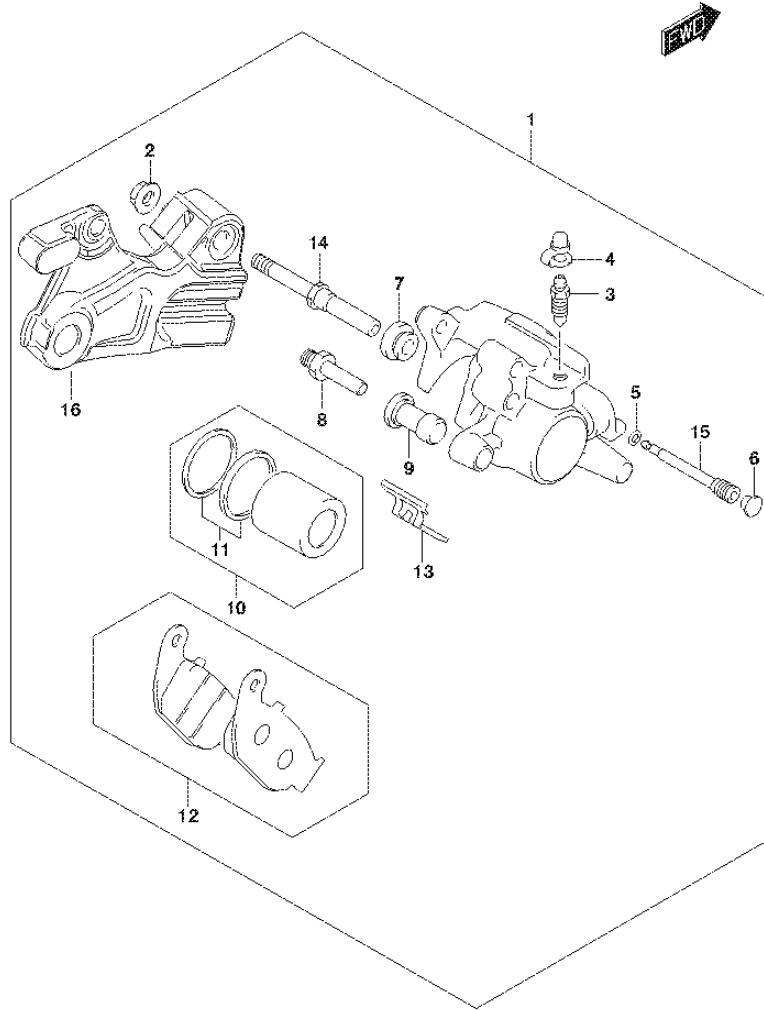


FIG.550A (1-F-15) REAR WHEEL

REF NO.	PART NO.	DESCRIPTION	Q'TY	REMARKS
1	64111-23K00-019	WHEEL, REAR (17X3.50) (BLACK)	1	
2	69211-25G50	DISC, REAR BRAKE	1	
3	59218-09G10	BOLT	3	
4	64711-23K00	AXLE, REAR	1	
5	64741-23K00	SPACER, REAR AXLE, RH	1	
6	08123-62027	BEARING	1	RH
7	64841-23K00	SEAL, WHEEL BEARING RH	1	
8	64731-23K00	SPACER, REAR WHEEL BEARING	1	
9	08123-62027	BEARING	1	LH
10	64651-35J00	ABSORBER, REAR HUB SHOCK	4	
11	64761-23K00	RETAINER, REAR SPROCKET DRUM	1	
12	64611-23K00	DRUM, REAR SPROCKET	1	
13	08133-60047	BEARING	1	
14	64841-34J00	SEAL, RR SPROCKET MTG DRUM	1	
15	64742-23K00	SPACER, REAR SPROCKET DRUM	1	
16	08319-3114A	NUT	1	
17	64511-23K00	SPROCKET, REAR (NT:45)	1	
18	09105-08011	BOLT (8X36)	4	
19	08319-3108A	NUT	4	
20	61410-34J00	ADJUSTER, CHAIN	2	
21	61421-30H00	PLATE, CHAIN ADJUSTER GUIDE	2	
22	61445-34J00	WASHER, REAR AXLE	2	
23	08319-3106A	NUT	2	
24	65110-23K00	TIRE, REAR (130/70-17M/C 62P NR88)	1	
25	43130-40J00	VALVE ASSY, WHEEL RIM (TR413)	1	

FIG.555A

FIG.555A (1-G-2) REAR CALIPER



REF NO.	PART NO.	DESCRIPTION	Q'TY	REMARKS
1	69100-23K00	CALIPER ASSY, REAR	1	
2	51315-61J00	.NUT, CYLINDER PUSH ROD	1	
3	59121-01A00	.BLEEDER	1	
4	59122-01A00	.CAP, BLEEDER	1	
5	59145-37F00	.RING, STOPPER	1	
6	59146-20G00	.PLUG, PIN	1	
7	59303-14500	.BOOT	1	
8	59382-14500	.PIN	1	
9	59386-13A00	.BOOT	1	
10	69100-20850	.PISTON SET	1	
11	59100-38860	..SEAL SET, PISTON	1	
12	69101-34810	.PAD SET	1	
13	69115-20G01	.SPRING, PAD	1	
14	69187-34J00	.PIN	1	
15	69345-20G00	.PIN, HANGER	1	
16	69720-23K00	.BRACKET	1	

FIG.558A

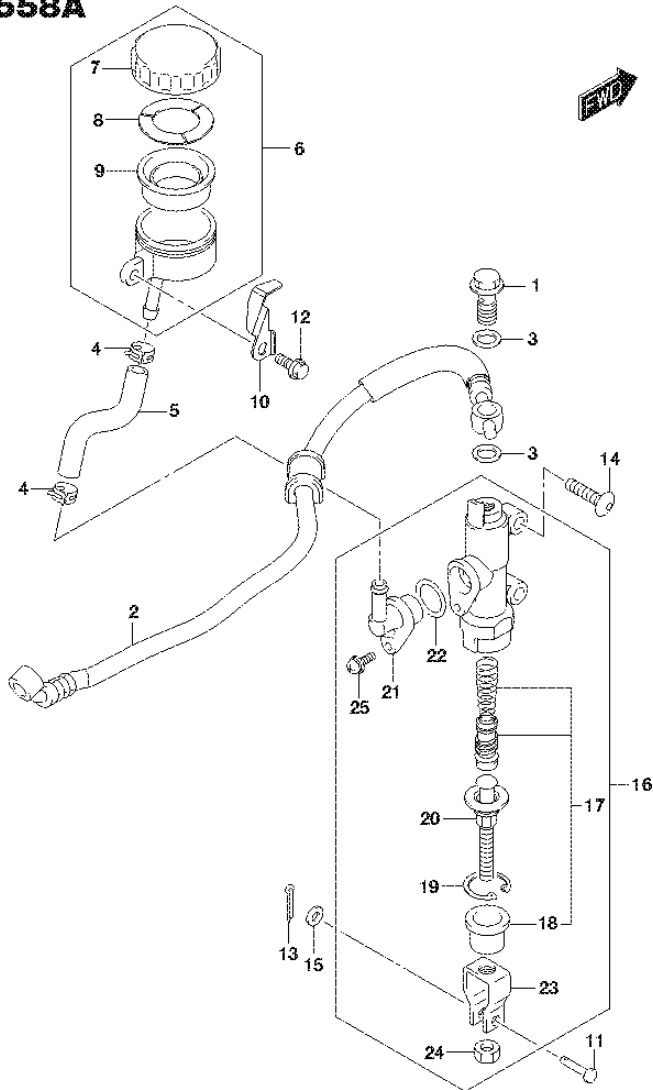


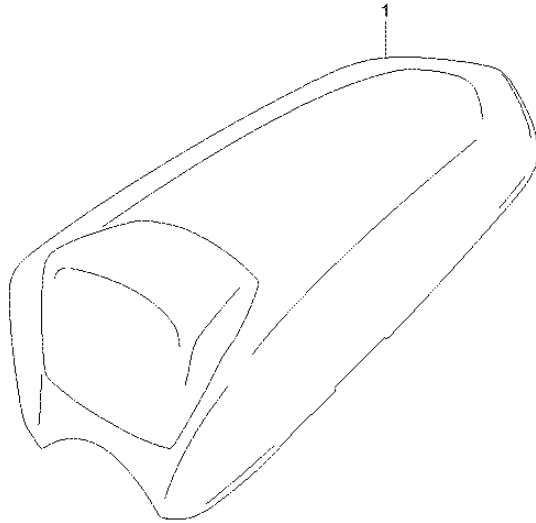
FIG.558A (1-G-3) REAR MASTER CYLINDER

REF NO.	PART NO.	DESCRIPTION	Q'TY	REMARKS
1	59492-22J00	BOLT, BRAKE FLUID	2	
2	69480-23K00	HOSE, REAR BRAKE	1	
3	09168-10033	WASHER (10.2X15X1.4)	4	
4	59735-17C00	CLAMP, RESERVOIR TANK FR	2	
5	69731-23K00	HOSE, REAR RESERVOIR TANK	1	
6	69740-20G10	TANK ASSY, REAR RESERVOIR	1	
7	69669-20G10	.CAP	1	
8	59668-18441	.PLATE	1	
9	59667-18441	.DIAPHRAGM	1	
10	69743-23K00	GUARD, RSVR TANK CAP	1	
11	09200-06037	PIN	1	
12	01547-0616A	BOLT	1	
13	04111-2015A	PIN	1	
14	09139-06057	SCREW (6X25)	2	
15	08322-0106A	WASHER	1	
16	69600-23K00	CYLINDER ASSY, REAR MASTER	1	
17	69600-34840	.PISTON / CUP SET	1	
18	69691-04A00	.BOOT	1	
19	69665-47H00	.CIRCLIP	1	
20	69670-34J00	.ROD, PUSH	1	
21	69672-34J00	.CONNECTOR	1	
22	69686-34200	.O RING	1	
23	69692-44H00	.YOKE	1	
24	69693-05A00	.NUT	2	
25	02112-74125	.SCREW	1	

FIG.916A

FIG.916A (1-G-4) SEAT TAIL BOX (OPTIONAL) (GSX-S150MFL8 P09)

REF NO.	PART NO.	DESCRIPTION	Q'TY	REMARKS
1-1	45550-23810-YVU	BOX, SEAT TAIL (BLACK)	1	FOR GTA
1-2	45550-23810-291	BOX, SEAT TAIL (BLACK)	1	FOR 291



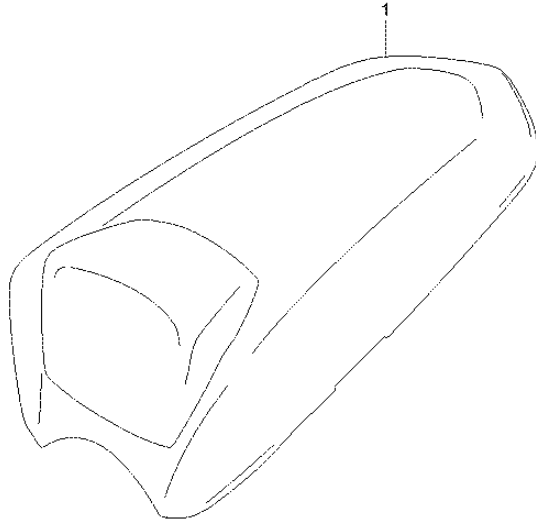
COLOR : GTA=YZE(RED),YVU(BLACK)



FIG.916B

FIG.916B (1-G-5) SEAT TAIL BOX (OPTIONAL) (GSX-S150MFXL8 P09)

REF NO.	PART NO.	DESCRIPTION	Q'TY	REMARKS
1	45550-23810-YSF	BOX, SEAT TAIL (BLUE)	1	



PART NO.	FIG.NO.-REF.NO.	PART NO.	FIG.NO.-REF.NO.	PART NO.	FIG.NO.-REF.NO.	
10000		12662-12K00	124A-2	13121-12K00	103A-17	
		12662-34J10	124A-3	13128-12K00	103A-18	
		12663-47E50	124A-4	13170-12K00	103A-19	
		12666-12K00	124A-5	13400-23K00	140A-1	
		12668-34J00	124A-9	13417-09JAO	140A-4	
	11100-12K00	103A-1	12669-12K00	124A-6	13421-42J00	140A-5
	11117-12K10	103A-11	12686-25G20	124A-7	13438-09JAO	140A-3
	11141-12K00	103A-5	12702-12K10	126A-4	13602-06128	140A-6
	11171-12K10	102A-1	12710-12K11	126A-1	13650-49X00	107A-6
	11173-12K00	102A-2	12741-12K00	126A-2	13700-23K00	155A-1
11178-12K00	102A-3		126A-5	13741-23K00	155A-2	
11191-27E70	102A-5	12760-12K00	127A-1	13746-23K00	155A-3	
	103A-9	12771-12K00	127A-2	13747-23K00	155A-14	
11211-12K00-0F0	107A-1	12782-12K01	127A-3	13761-23K00	155A-4	
11241-12K00	107A-4	12800-05830	126A-16	13780-23K00	155A-5	
11300-12K00	108A-1	12811-12K00	127A-4	13821-12K00	155A-6	
11313-25G00	108A-7	12812-35C00	127A-5	13822-12K00	155A-7	
11340-12K20	112A-1	12830-12K00	127A-7	13841-23K00	155A-18	
11342-25G00	112A-8	12836-12K01	127A-10	13853-23K00	155A-8	
11351-12K20	112A-12	12837-12K00	127A-8	13859-23K00	155A-19	
11352-22J00	112A-17	12891-25G10	126A-7	13878-12K00	155A-9	
11360-12K00	112A-20	12892-05C00-120	126A-15-1	13881-23K00	155A-10	
11482-12K00	112A-3	12892-05C00-125	126A-15-2	13891-23K00	155A-11	
11483-12K00	112A-13	12892-05C00-130	126A-15-3	13911-23K00	155A-15	
11971-45010	112A-2	12892-05C00-135	126A-15-4	14181-47E20	163A-1	
12111-12K00-0F0	120A-8	12892-05C00-140	126A-15-5	14310-23K00	163A-2	
12140-12K00	120A-9	12892-05C00-145	126A-15-6	14760-23K00	163A-17	
12151-12K00	120A-10	12892-05C00-150	126A-15-7	14780-23K00	163A-3	
12200-12K30	120A-1	12892-05C00-155	126A-15-8	14783-23K00	163A-4	
12228-12K00-0A0	120A-3-1	12892-05C00-160	126A-15-9	14784-23K00	163A-5	
12228-12K00-0B0	120A-3-2	12892-05C00-165	126A-15-10	14790-23K00	163A-18	
12228-12K00-0C0	120A-3-3	12892-05C00-170	126A-15-11	14795-10FA0	163A-6	
12228-12K00-0D0	120A-3-4	12892-05C00-175	126A-15-12	15100-23K00	172A-1	
12228-12K00-0E0	120A-3-5	12892-05C00-180	126A-15-13	15120-23K00	172A-4	
12228-12K00-0F0	120A-3-6	12892-05C00-185	126A-15-14	15201-23K00	172A-5	
12228-12K00-0G0	120A-3-7	12892-05C00-190	126A-15-15	15420-34JB0	172A-2	
12228-12K00-0H0	120A-3-8	12892-05C00-195	126A-15-16	15424-09JB0	172A-3	
12228-12K00-0J0	120A-3-9	12892-05C00-200	126A-15-17	15710-23K00	140A-7	
12228-12K00-0K0	120A-3-10	12892-05C00-205	126A-15-18	15716-42J00	140A-8	
12228-12K00-0L0	120A-3-11	12892-05C00-210	126A-15-19	15719-12K00	140A-9	
12228-12K00-0M0	120A-3-12	12892-05C00-215	126A-15-20	15722-42J00	140A-10	
12228-12K00-0N0	120A-3-13	12892-05C00-220	126A-15-21	15810-23K00	172A-6	
12228-12K00-0P0	120A-3-14	12911-12K00	126A-8	15830-23K00	140A-11	
12228-12K00-0R0	120A-3-15	12912-12K00	126A-9	16321-12K00	170A-7	
12228-12K00-0S0	120A-3-16	12921-12K00	126A-10	16331-12K00	170A-2	
12228-12K00-0T0	120A-3-17	12931-25G20	126A-11		180A-1	
12600-12831	122A-2	12932-32C00	126A-12-1	16400-12K00	170A-1	
12611-12K10	122A-1	12932-32C10	126A-12-2	16510-45H10	170A-9-1	
12651-12K00	124A-1	12933-12K00	126A-13	16510-45H20	170A-9-2	
12661-12K00	120A-2	13111-12K00	103A-16	16512-22J30	170A-11	

PART NO.	FIG.NO.-REF.NO.	PART NO.	FIG.NO.-REF.NO.	PART NO.	FIG.NO.-REF.NO.
16519-09J00	170A-13	24312-12K00	206A-11	31100-12K00	301A-1
16520-45H00	170A-8	24321-12K10	206A-12	31130-12K00	301A-2
17410-12K20	180A-2	24322-12K00	206A-13	31132-12K00	301A-3
17431-12K00	180A-3	24323-12K00	206A-14	31133-12K00	301A-4
17461-12K00	180A-4	24331-12K10	206A-15	31134-12K00	301A-5
17510-12K00	180A-5	24341-12K10	206A-16	31135-05530	301A-6
17661-12K01	187A-2	24351-12K10	206A-17	31156-12K00	301A-7
17670-12K10	187A-1	24361-12K10	206A-18	31170-12K00	301A-8
17710-23K00	185A-1	24399-12K00	206A-25	31264-05530	301A-9
17730-14G00	185A-5	24741-20A10	206A-28	31281-12K00	301A-10
17751-12K00	185A-6		212A-5	31800-33G20	312A-18
17781-12J00	185A-7	24751-05210	206A-30	31861-47E00	312A-19
17800-12K00	185A-2	25211-12K00	212A-1	31861-48B10	310A-4
17802-12K00	185A-3	25231-12K00	212A-2	32101-12K10	303A-1
17851-23K00	187A-4	25311-12K00	212A-6	32102-12K10	303A-2
17852-12K00	187A-5	25312-12K00	212A-7	32371-12K00	303A-3
17856-12K00	187A-6	25350-26D01	212A-13	32371-16H00	303A-4
17910-23K00	187A-10	25355-12K00	212A-14	32800-23K00	312A-1
17920-23K00	187A-12	25357-22J00	212A-15	32832-23K00	312A-2
17931-31J10	187A-11	25381-12K00	212A-8	32920-23K30	312A-10
17981-23K00	187A-13	25411-25G10	212A-3	32942-23K00	312A-11
18117-09JAO	140A-2	25421-25G10	212A-4	33410-40J10	312A-13
18213-12K00	163A-23	25510-12K00	212A-17	33510-25G00	312A-15
		25512-12K00	212A-18	33541-25G00	312A-16
		25518-12K00	212A-19	33542-25G10	312A-17
		25519-25G00	212A-20	33610-25G90	310A-1
		25520-23K00	212A-25	33624-23K00	310A-6
		25525-23K00	212A-26	33652-38000	310A-2
		25600-23K00	212A-27	33810-23K00	310A-3
		25617-30H00	212A-29	33820-23K00	310A-5
21111-12K00-0A0	120A-12-1	25652-16H10	212A-28	33960-27G00	312A-12
21111-12K00-0B0	120A-12-2	25671-22J10	212A-21	34100-12K11	330A-1
21200-12K10-0A0	201A-2-1	26211-12K00	240A-1	34189-30H30	330A-2
21200-12K10-0B0	201A-2-2	26221-30A00	240A-3	34810-23K00	172A-8
21251-12K01	201A-1	26231-09430	240A-2	34990-12K00	330A-5
21411-05241	201A-3	26232-09410	240A-10	35100-23KA0	333A-1
21414-12K00	201A-9	26233-09400	240A-11	35601-34J21	334A-1
21441-25G10	201A-4	26241-12K00	240A-5-1	35602-34J21	334A-7
21451-28040	201A-5	26241-12K10	240A-5-2	35603-34J21	334A-14
21462-23K00	201A-6	26300-23K00	240A-13	35604-34J21	334A-20
23165-28G60	201A-12	27511-23K00	206A-32	35613-34J00	334A-2
23261-12K00	201A-13	27512-25G00	206A-33		334A-8
23271-47E20	201A-14	27610-12K00-122	206A-34		334A-15
24121-12K10	206A-1	27620-12K00	206A-35		334A-21
24131-12K30	206A-9			35614-34J10	334A-3
24221-12K10	206A-2				334A-22
24231-12K10	206A-3			35623-34JAO	334A-6
24251-12K10	206A-4				334A-12
24261-12K10	206A-5				334A-19
24311-12K10	206A-10				334A-25

PART NO.	FIG.NO.-REF.NO.	PART NO.	FIG.NO.-REF.NO.	PART NO.	FIG.NO.-REF.NO.
35623-34JB0	334A-4	42310-23K00	407A-7	44294-43H00	333A-2
	334A-10	42341-40J00	407A-9	44295-23K00	423A-4
	334A-17	43110-23K00	407A-11		423B-4
	334A-23	43130-40J00	530A-11	44424-23K10	420A-30
35629-34J10	334A-13		550A-25		420B-30
	334A-26	43232-34J00	350A-5	44511-16G00	420A-8
35634-34J10	334A-9	43501-23K00	415A-1		420B-8
	334A-16	43502-23K00	415A-10	44512-16G00	420A-9
35650-23K00	339A-4	43511-23K00	415A-2		420B-9
35693-23K00	339A-5	43516-35F10	415A-3	44513-23K00	445A-4
35710-23K00	339A-1	43521-23K00	415A-11		445B-4
35718-23K00	339A-3	43526-35F10	415A-12		445C-4
35781-23K00	339A-6	43530-23K00	415A-8	44514-23K00	424A-9
35781-23K10	339A-7		415A-17		424B-9
35781-45H00	339A-8	43532-34J00	415A-6		451A-4
35910-23K00	339A-13	43576-48B02	415A-4		451B-4
35913-23K00	339A-14		415A-13	44541-23K00	420A-13
35970-28G00	339A-17	43611-37H00	415A-20		420B-13
36610-23K00	350A-1	43621-37H00	415A-21	44542-23K00	420A-16
36990-25G00	163A-24	43810-23K00	415A-27		420B-16
36990-25G20	212A-36	43816-01H02	415A-25	44542-23K10	420A-15
	339A-19	43820-23K00	415A-28		420B-15
37100-23K00	352A-2	44100-23K00-YSF	420B-1	44542-48H00	420A-10
	352B-2	44100-23K20-291	420A-2		420B-10
37101-23820	352A-1	44110-23K00-YZE	420A-1	44544-05J00	420A-14
37101-23860	352B-1	44146-48H00	420A-12		420B-14
37152-17K00	352A-3		420B-12	44572-13G00	420A-20
	352B-3	44179-23KA0	420A-17		420B-20
37200-23K00	355A-1		420B-17	423A-8	423A-8
37400-23K00	355A-5	44183-23K00	420A-21		423B-8
37720-12K10	212A-33		420B-21	44572-23KA0	420A-31
37722-25G00	212A-34	44189-23KA0	420A-18		420B-31
37740-12K10	350A-4		420B-18	423A-11	423A-11
38500-23K00	350A-6	44200-23870	420A-4		423B-11
38610-23J10	334A-27		420B-4	45100-23K10-PRQ	505A-1
38860-33J00	350A-8	44244-23K00	420A-5	45148-20G80	505A-11
	350A-9		420B-5	45148-23J00	505A-2
		44277-23K00	423A-9	45149-23K00	505A-3
			423B-9	45220-04K30	505A-8
		44283-23K00	420A-3	45241-23K00	505A-4
		44291-23KA0	423A-3	45288-12K00	505A-6
			423B-3	45289-11F00	505A-7
		44292-23KA0-291	423A-1-2	45289-23K10	505A-5
		44292-23KA0-YSF	423B-1	45290-23K00	505A-12
		44292-23KA0-YVU	423A-1-1	45300-23K00-PRQ	505A-10
41100-23K00	401A-1	44293-23KA0-291	423A-2-2	45380-23K00-PRQ	505A-13
41200-23K00	407A-1	44293-23KA0-YSF	423B-2	45550-23810-291	916A-9
42211-25G00	407A-2	44293-23KA0-YVU	423A-2-1	45550-23810-YSF	916B-1
42241-23K00	407A-6	44294-23K00	420A-22	45550-23810-YVU	916A-1-1
42272-09J00	407A-5		420B-22	47111-23K00-291	445A-1

40000

PART NO.	FIG.NO.-REF.NO.	PART NO.	FIG.NO.-REF.NO.	PART NO.	FIG.NO.-REF.NO.
	445C-1	47511-23K00-YVU	445A-9	51344-23K00	524A-19
47111-23K00-YMC	445B-1	48278-16H10	474A-2	51351-23K00	521A-16
47112-23K00	445A-25				521A-36
	445B-24			51353-12K00	524A-4
	445C-29			51354-49G00	524A-5
47117-10J00	445A-26			51410-23K00	524A-1
	445B-25			51434-12K00	524A-7
	445C-30			51571-23K00	521A-5
47121-23KA0-291	424A-1-2				521A-25
47121-23KA0-YSF	424B-1			51611-41H01	524A-9
47121-23KA0-YZE	424A-1-1			51612-41H01	524A-10
47130-23KA0	420A-7	51103-23K00-019	521A-1	51621-41H00	524A-11
	420B-7	51104-23K00-019	521A-21	51622-25G00	524A-2
47131-23KA0	424A-2	51110-23K00	521A-6	51631-05000	524A-8
	424B-2		521A-26	51643-06001	524A-14
47141-23KA0	424A-3	51117-43EC0	521A-15	51811-23KA0-291	451A-1-2
	424B-3		521A-35	51811-23KA0-YSF	451B-1
47151-23KA0	424A-4	51131-23K00-019	521A-2	51811-23KA0-YZE	451A-1-1
	424B-4	51141-23K00-019	521A-22	51812-23KA0-291	451A-2-2
47160-23KA0	445A-2	51147-31030	521A-10	51812-23KA0-YSF	451B-2
	445B-2		521A-30	51812-23KA0-YZE	451A-2-1
47161-23J00	445C-2	51148-31030	521A-11	51813-23KB0	451A-3
	460A-2	51153-23K00	521A-31		451B-3
	460B-2		521A-3	51815-23KA0	451A-5
47211-23K00-291	445A-3	51156-23K00	521A-4		451B-5
	445C-3		521A-24	51831-30H00	333A-3
47211-23K00-YMC	445B-3	51168-23K00	521A-20	51850-23KA0	451A-6
47221-23KA0-291	424A-5-2		521A-40		451B-6
47221-23KA0-YSF	424B-5	51169-48500	521A-18	51910-23K00	524A-15
47221-23KA0-YZE	424A-5-1		521A-38	53111-23K00-291	460A-1-2
47231-23KA0	424A-6	51171-23K00	521A-12	53111-23K00-YSF	460B-1
	424B-6		521A-32	53111-23K00-YVU	460A-1-1
47241-23KA0	424A-7	51172-36331	521A-13	53121-23K00	460A-3
	424B-7		521A-33		460B-3
47251-23KA0	424A-8	51175-23K00	521A-17	53122-23K00	460A-4
	424B-8		521A-37		460B-4
47260-23KA0	445A-5	51176-23K00	521A-14	53275-34J00	460A-5
	445B-5		521A-34		460B-5
	445C-5	51177-08K00	521A-8	54111-23K00-019	530A-1
47310-23K40-YSF	445C-6		521A-28	54711-23K00	530A-5
47311-23K00-291	445B-6	51194-23K00	521A-7	54731-23K00	530A-3
47311-23K00-YVU	445A-6		521A-27	54751-25G01	530A-6
47312-37H00	445A-7	51195-26B00	521A-19	55110-23K00	530A-10
	445B-7		521A-39	56111-23K00	462A-1
	445C-10	51196-08K00	521A-9	56211-23K00	524A-17
47410-23K40-YSF	445C-11		521A-29	56272-10G00	462A-3
47411-23K00-291	445B-8	51311-23K00	524A-3	56272-22J00	462A-6
47411-23K00-YVU	445A-8	51315-61J00	555A-2	56273-10G10	462A-7
47511-23K00-291	445B-9	51321-13E00	524A-18	56276-22J00	462A-2
47511-23K00-YSF	445C-15	51328-23K00	524A-6	56277-32J00	462A-4

50000

PART NO.	FIG.NO.-REF.NO.	PART NO.	FIG.NO.-REF.NO.	PART NO.	FIG.NO.-REF.NO.
56278-32J00	462A-5	59382-34J00	535A-17	63112-23K00	474A-14
56500-34J50	462A-8	59386-13A00	555A-9	63113-23K00	474A-16
56600-34J50	462A-9	59480-23K00	536A-3	63121-23K00	474A-3
57110-23K00	467A-1	59492-22J00	558A-1	63130-23K00	474A-4
57211-40J00	467A-8	59492-30H10	536A-1	63141-23K00	474A-5
57300-30H21	467A-2	59502-34J10	536A-2	63151-23K00	474A-6
57318-12K00	537A-5	59600-12K10	537A-1	63152-23K00	474A-7
57421-30H10	467A-4	59610-12K00	537A-4	63311-23K00	474A-17
57431-23F10	467A-11	59665-30H00	537A-3	64111-23K00-019	550A-1
57431-30H20	467A-3	59665-34J00	535A-8	64511-23K00	550A-17
57433-30H10	467A-5	59667-12K00	537A-6	64611-23K00	550A-12
57441-25G00	467A-13	59667-18441	558A-9	64651-35J00	550A-10
57442-25G00	467A-14	59668-18441	558A-8	64711-23K00	550A-4
57460-30H00	467A-6	59668-30H00	537A-10	64731-23K00	550A-8
57465-30H00	467A-7	59669-30H00	537A-12	64741-23K00	550A-5
57470-10J00	467A-17	59671-09G30	467A-16	64742-23K00	550A-15
57500-25G80	467A-9	59671-30H00	537A-8	64761-23K00	550A-11
57513-23F10	467A-12	59687-23K00	537A-7	64841-23K00	550A-7
57621-23FB0	467A-10	59688-30H00	537A-9	64841-34J00	550A-14
57661-25G00	467A-18	59691-30H00	537A-11	65110-23K00	550A-24
58200-23K00	462A-10	59735-17C00	558A-4	68115-23K00-BHB	420B-2
58300-23K00	462A-11	59746-34J00	535A-7	68125-23K00-BHB	420B-3
58300-23K10	462A-12	59870-30H00	537A-2	68131-23K00-BJK	445C-7
58634-12K00	462A-13				445C-12
59100-12K10	535A-1			68131-23K00-BJL	445B-23
59100-34860	535A-3			68132-23K00-291	424A-15
59100-34870	535A-2				424B-15
59100-34880	535A-14			68133-23K00-291	424A-17-2
59100-38860	555A-11	60000		68133-23K00-GTA	424A-17-1
59108-34J00	535A-5			68133-23K00-YSF	424B-19
59109-34J00	535A-4	61100-23K00-019	541A-1	68134-23K00-BHC	424A-18-1
59121-01A00	555A-3	61211-23K00	541A-7	68134-23K00-BJF	424A-18-2
59121-30H00	535A-12	61251-34J00	541A-4	68135-23K60-YSF	445C-8
59122-01A00	555A-4	61262-23K00	541A-5	68135-23K70-GTA	445A-23
59122-30H00	535A-13	61273-23K00	541A-9	68136-23K00-YSF	445C-9
59141-34J00	535A-15	61280-23K00	541A-2	68137-23K00-YSF	424B-17
59145-34J00	535A-16	61311-23K00	541A-10	68142-23K00-291	424A-16
59145-37F00	555A-5	61361-09G30	541A-11		424B-16
59146-20G00	555A-6	61410-34J00	550A-20	68145-23K60-YSF	445C-13
59187-34J00	535A-9	61421-30H00	550A-21	68145-23K70-GTA	445A-24
59188-34J00	535A-10	61445-34J00	550A-22	68146-23K00-YSF	445C-14
59211-25G60	530A-8	62100-23K00-019	543A-16	68147-23K00-YSF	424B-18
59218-09G10	530A-9	62600-23820	543A-1	68171-23K00	474A-21-1
	550A-3	62600-23830	543A-12	68171-23K10	474A-21-2
59263-23K00	536A-6	62658-23K00	543A-6	68281-23K00-BHC	451A-12-1
59268-23K00	536A-4	62684-23K00	543A-8	68281-23K00-BJF	451A-12-2
59303-14500	555A-7	62684-23K10	543A-5	68285-23K00-YSF	451B-12
59315-34J00	535A-6	62684-40A10	543A-11	68295-23K00-YSF	451B-13
59351-34J00	535A-11	62685-23K00	543A-14	68319-40J50	496A-1
59382-14500	555A-8	63111-23K00	474A-1	68332-23K40	496A-2

PART NO.	FIG.NO.-REF.NO.	PART NO.	FIG.NO.-REF.NO.	PART NO.	FIG.NO.-REF.NO.
68641-23K00	424A-19			94580-23KA0	483B-4
	424B-20				483A-5
69100-20850	555A-10				445B-19
69100-23K00	555A-1				445B-20
69101-34810	555A-12				445C-25
69115-20G01	555A-13				445C-26
69187-34J00	555A-14				483A-11
69211-25G50	550A-2				483B-11
69345-20G00	555A-15				505A-18
69480-23K00	558A-2				163A-21
69600-23K00	558A-16				483B-12
69600-34840	558A-17				185A-4
69665-47H00	558A-19				451A-10
69669-20G10	558A-7				451B-10
69670-34J00	558A-20				312A-8
69672-34J00	558A-21				420A-6
69686-34200	558A-22				420B-6
69691-04A00	558A-18				312A-9
69692-44H00	558A-23				420A-11
69693-05A00	558A-24				420B-11
69720-23K00	555A-16				163A-16
69731-23K00	558A-5				535A-18
69740-20G10	558A-6				163A-14
69743-23K00	558A-10				462A-14
					02112-0512A
					02112-0520B
					02112-0530B
					02112-0540B
					02112-0545B
					02112-0612A
					127A-9
					170A-14
					180A-8
					187A-3
					312A-14
					103A-21
					140A-12
					301A-13
					467A-15
					112A-5
					112A-21
					170A-6
					108A-2
					112A-14
					108A-3
					180A-9
					185A-11
					103A-8
					155A-21
					350A-7
					445A-19

PART NO.	FIG.NO.-REF.NO.	PART NO.	FIG.NO.-REF.NO.	PART NO.	FIG.NO.-REF.NO.	PART NO.	FIG.NO.-REF.NO.	PART NO.	FIG.NO.-REF.NO.	PART NO.	FIG.NO.-REF.NO.
03541-0512A	155A-17 333A-7 339A-16 451A-11 451B-11 474A-20	08316-1005A 08316-1006A	339A-18 103A-14 107A-3 460A-7 460B-7 505A-15	09116-06111 09119-06120 09128-06013 09136-06105	185A-8 103A-10 312A-21 445A-10 445B-10 445C-16	09168-10033 09168-10L02	558A-3 108A-6 112A-10 107A-7 163A-19 201A-10	09280-35009 09280-54001 09282-12L01 09283-14014 09283-16008 09285-10008	103A-20 170A-10 120A-6 212A-22 240A-8 201A-17	09407-14403 09407-14407	350A-3 462A-15 350A-11 355A-4 355A-8 212A-37
03541-0516A 03541-0520B 03541-0616A 04111-2015A 04111-3025A 04211-11129 06111-06003 06112-07004 07130-0512A 07130-0512B 07130-0520A 07130-0535A 07130-0610A 07130-0616A 07130-0620A 07130-0830A 08110-62000 08110-62020 08110-62040 08113-06080 08113-69050 08120-60027 08120-62040 08123-62027 08123-63017 08133-60047 08211-06121 08211-06181 08211-14242 08211-14321 08211-15251 08211-16241 08211-16251 08211-20241 08211-20352 08310-12K00	339A-12 155A-16 474A-13 212A-31 558A-13 407A-3 103A-6 107A-5 524A-12 524A-13 415A-23 303A-7 303A-8 330A-6 212A-39 303A-9 206A-36 122A-6 163A-22 212A-11 415A-29 201A-16 206A-26 206A-7 180A-10 212A-12 206A-8 206A-27 550A-6 550A-9 530A-2 550A-13 212A-16 127A-6 124A-14 240A-9 206A-20 240A-6 120A-15 206A-21 206A-22 206A-23 201A-11 301A-11	08319-3106A 08319-3108A 08319-3110A 08319-3112A 08319-3114A 08322-0106A 08322-0116A 08331-31149 08331-31359 08331-41309 08332-1106A 08361-3506A 09103-05025 09103-06132 09103-06165 09103-08351 09103-08555 09103-08556 09103-10049 09103-10213 09103-10723 09103-12077 09103-12097 09105-08011 09106-07025 09106-08196 09106-10064 09111-06054 09111-06063 09111-06072 09111-06102 09116-05147	550A-23 163A-15 550A-19 108A-9 407A-10 543A-18 530A-7 541A-8 543A-7 543A-10 550A-16 558A-15 407A-4 212A-24 124A-8 201A-19 170A-5 180A-11 415A-7 415A-16 415A-26 301A-14 126A-3 126A-6 103A-2 103A-3 524A-16 103A-22-1 103A-22-2 543A-17 543A-19 108A-8 543A-15 543A-9 550A-18 102A-4 415A-19 415A-9 415A-18 312A-3 187A-14 474A-8 474A-9 201A-7	09139-06027 09139-06057 09139-06190 09140-14022 09140-16019 09148-04019 09148-04034 09148-05058 09148-05080 09159-14037 09160-04026 09160-05050 09160-06012 09160-06028 09160-06060 09160-08092 09160-08134 09160-12086 09160-18022 09160-18043 09164-16005 09164-18002 09168-06004 09168-06018 180A-6	185A-8 103A-10 312A-21 445A-10 445B-10 445C-16 163A-7 558A-14 333A-4 483A-8 483B-8 124A-10 120A-13 424A-11 445A-11 445A-12 445B-11 445B-12 474A-10 483A-9 483B-9 424B-11 445C-17 445C-18 445A-13 445B-13 445C-19 333A-5 451A-7 451B-7 474A-18 303A-5 330A-3 339A-9 339A-15 505A-14 163A-8 312A-4 460A-6 460B-6 103A-12 163A-11 201A-15 407A-12 212A-32 120A-16 212A-40 103A-7 112A-6 180A-6	09168-10033 09168-10L02 09168-12017 09169-06057 09169-16009 09180-06283 09180-06310 09180-06325 09180-06343 09180-06375 09180-08151 09180-08151 09180-13012 09181-12010 09181-20139 09200-06037 09206-08001 09206-08008 09206-10014 09206-13007 09208-08017 09208-08018 09209-05011 09229-03020 09259-36031 09261-02001 09261-03002 09262-15054 09262-15055 09262-28058 09262-35103 09263-17034 09263-17037 09263-17046 09263-22075 09280-08022 09280-12K00 09280-13010 09280-14003 09280-17003 09280-33004	558A-3 108A-6 112A-10 107A-7 163A-19 201A-10 445A-14 445B-14 445C-20 185A-9 312A-5 163A-9 312A-6 163A-12 122A-3 541A-6 206A-24 558A-11 103A-4 112A-4 112A-19 112A-22 170A-7 108A-4 122A-4 415A-22 415A-5 415A-14 212A-35 474A-15 112A-15 170A-3 180A-7 212A-9 124A-11 124A-12 120A-4 120A-5 543A-4 541A-3 543A-3 543A-13 543A-2 122A-5 170A-4 301A-12 170A-12 112A-18 112A-9 112A-16	09280-35009 09280-54001 09282-12L01 09283-14014 09283-16008 09285-10008 09285-25003 09289-04002 09320-06016 09320-08018 09320-08082 09320-08507 09320-09016 09320-10501 09320-12032 09352-12163-010 09352-50001-280 09352-50823-160 09352-50823-480 09352-70L05-650 09367-06007 09380-20019 09381-15001 09401-08402 09401-10417 09401-11101 09401-14101 09401-20414 09402-27002 09402-44208 09404-06429 09407-11401	103A-20 170A-10 120A-6 212A-22 240A-8 201A-17 530A-4 126A-14 423A-5 423B-5 445A-15 445B-15 445C-21 451A-8 451B-8 163A-10 163A-20 312A-7 333A-6 339A-10 445A-16 445B-16 445C-22 483A-7 483B-7 185A-10 163A-13 420A-25 420B-25 187A-15 420A-26 420B-26 420A-27 420B-27 420A-28 420B-28 420A-29 420B-29 206A-6 206A-19 120A-11 187A-16 187A-7 155A-12 155A-20 187A-8 187A-9 155A-13 350A-12 339A-11	09407-14403 09407-14407 09407-17403 09409-06314 09409-08326 09420-03008 09421-04011 09440-04010 09440-05005 09440-15042 09440-17013 09440-30007 09443-11033 09443-14077 09448-14037 09471-12083 09471-12226 09481-10501 09481-20102 09482-00646 09482-00659	350A-3 462A-15 350A-11 355A-4 355A-8 212A-37 334A-28 350A-10 352A-4 352B-4 423A-6 423B-6 445A-17 445A-18 445B-17 445B-18 445C-23 445C-24 451A-9 451B-9 451B-14 474A-11 474A-19 483A-10 483B-10 541A-12 423A-7 423B-7 303A-6 120A-14 124A-13 212A-38 415A-24 201A-8 212A-23 240A-7 407A-13 407A-8 415A-15 240A-4 339A-2 334A-5 334A-11 334A-18 334A-24 350A-2 312A-20 103A-15-1 103A-15-2

9900B-26091-000